

Loreto College, Kolkata

Dialego 2025

Payment to be made online, participants should select the correct Dialego option in the SBI portal (Details given below)

a) Write your name,

b) Name of Institution

c) Mobile Number

(Steps shown below for reference)

Payment Link;

<https://onlinesbi.sbi.bank.in/sbicollect/icollecthome.htm?corpID=639858>

For Loreto College UG & PG Students / Ph.D. Scholars / Faculty Select: Dialego Reg fee (Loreto College Students only) option

The screenshot shows the SBI payment progress interface. At the top, the SBI logo is on the left, and navigation links for HOME, TRANSACTION HISTORY, FAQ'S, and CUSTOMER SUPPORT are on the right. Below this is a 'Payment Progress' section with a five-step timeline: 'Select Payee' (completed with a green checkmark), 'Enter Payment Details' (current step with a blue circle), 'Verify Payment Details', 'Complete Payment', and 'Print Receipt'. A yellow warning banner states: 'This page will expire in 05.00 minutes, please complete the data entry in time to avoid timeout error.' Below the banner is a dropdown menu for 'Payment Category'. The menu is open, showing several options: 'dia...', 'Dialego Reg Fee (Hackathon - UG)', 'Dialego Reg Fee (Loreto College Students Only)' (highlighted in blue and circled in red), 'Dialego Reg Fee (PG Participants Only)', 'Dialego Reg Fee (PhD Scholars and Faculty Only)', 'Dialego Reg Fee (UG Non Loreto College)', and '--Select any Category--'. A 'Back' button is located at the bottom right of the form area.

For Other Institution UG Students Select: Dialego Reg fee (UG Non Loreto College) option

The screenshot displays the SBI payment process. At the top, the SBI logo is on the left, and navigation links for HOME, TRANSACTION HISTORY, FAQ'S, and CUSTOMER SUPPORT are on the right. Below this is a 'Payment Progress' section with a five-step flow: 'Select Payee' (completed with a green checkmark), 'Enter Payment Details' (current step with a blue circle), 'Verify Payment Details', 'Complete Payment', and 'Print Receipt'. A yellow warning banner states: 'This page will expire in 05.00 minutes, please complete the data entry in time to avoid timeout error.' The main form area is titled 'Enter Payment Details' and includes the Loreto College logo on the left. A dropdown menu for 'Payment Category' is open, showing several options. The option 'Dialego Reg Fee (UG Non Loreto College)' is highlighted with a red circle. A red arrow points from the text above to this option. A yellow 'Back' button is located at the bottom right of the form area.

Payment Progress

Select Payee → Enter Payment Details → Verify Payment Details → Complete Payment → Print Receipt

This page will expire in 05.00 minutes, please complete the data entry in time to avoid timeout error.

di

- Dialego Reg Fee (Hackathon - UG)
- Dialego Reg Fee (Loreto College Students Only)
- Dialego Reg Fee (PG Participants Only)
- Dialego Reg Fee (PhD Scholars and Faculty Only)
- Dialego Reg Fee (UG Non Loreto College)**
- Select any Category

Enter Payment Details

Payment Category :

Back

For Other Institution PG Students Select: Dialego Reg fee (PG Participants Only) option

The screenshot displays the SBI Dialego payment process. At the top, the SBI logo is on the left, and navigation links for HOME, TRANSACTION HISTORY, FAQ'S, and CUSTOMER SUPPORT are on the right. Below this is a 'Payment Progress' section with a five-step flow: 1. Select Payee (marked with a green checkmark), 2. Enter Payment Details (the current step, marked with a blue circle), 3. Verify Payment Details, 4. Complete Payment, and 5. Print Receipt. A yellow warning banner states: 'This page will expire in 05.00 minutes, please complete the data entry in time to avoid timeout error.' Below the banner is a search input field containing 'dij'. A dropdown menu is open, listing several payment categories. The option 'Dialego Reg Fee (PG Participants Only)' is highlighted with a blue background and circled in red. Other options include 'Dialego Reg Fee (Hackathon - UG)', 'Dialego Reg Fee (Loreto College Students Only)', 'Dialego Reg Fee (PhD Scholars and Faculty Only)', and 'Dialego Reg Fee (UG Non Loreto College)'. Below the dropdown is a 'Payment Category*' label and a 'Back' button.

Payment Progress

Select Payee → Enter Payment Details → Verify Payment Details → Complete Payment → Print Receipt

This page will expire in 05.00 minutes, please complete the data entry in time to avoid timeout error.

dij

- Dialego Reg Fee (Hackathon - UG)
- Dialego Reg Fee (Loreto College Students Only)
- Dialego Reg Fee (PG Participants Only)**
- Dialego Reg Fee (PhD Scholars and Faculty Only)
- Dialego Reg Fee (UG Non Loreto College)

Payment Category* : --Select any Category--

Back

For Other Institution Ph.D. Scholars and Faculty Select: Dialego Reg fee (PhD Scholars and Faculty Only) option

The screenshot displays the SBI Dialego payment process. At the top, the SBI logo is on the left, and navigation links for HOME, TRANSACTION HISTORY, FAQ'S, and CUSTOMER SUPPORT are on the right. Below this is a 'Payment Progress' section with a five-step flow: Select Payee (completed), Enter Payment Details (current step), Verify Payment Details, Complete Payment, and Print Receipt. A yellow warning banner states: 'This page will expire in 05.00 minutes, please complete the data entry in time to avoid timeout error.' The 'Enter Payment Details' section includes a 'Payment Category' dropdown menu. The dropdown is open, showing several options, with 'Dialego Reg Fee (PhD Scholars and Faculty Only)' highlighted in blue and circled in red. A red arrow points from the top text to this option. Other options in the dropdown include 'Dialego Reg Fee (Hackathon - UG)', 'Dialego Reg Fee (Loreto College Students Only)', 'Dialego Reg Fee (PG Participants Only)', and 'Dialego Reg Fee (UG Non Loreto College)'. A 'Back' button is located at the bottom right of the form area.

© State Bank of India

[Privacy Statement](#) [Disclosures](#) [Terms of Use](#)

For Other Institution Hackathon - UG Participants Select: Dialego Reg fee (Hackathon-UG) option

Payment Progress

Select Payee → **Enter Payment Details** → Verify Payment Details → Complete Payment → Print Receipt

This page will expire in 05.00 minutes, please complete the data entry in time to avoid timeout error.

Payment Category*

- Dialego Reg Fee (Hackathon - UG)
- Dialego Reg Fee (Loreto College Students Only)
- Dialego Reg Fee (PG Participants Only)
- Dialego Reg Fee (PhD Scholars and Faculty Only)
- Dialego Reg Fee (UG Non Loreto College)
- Select any Category--

Back

After Selecting the Correct Option Fill in the details (DO NOT enter any special characters like space or comma or dot)



LORETO COLLEGE | 7, MIDDLETON ROW, , KOLKATA-700071

Enter Payment Details

Payment Category *

Dialago Reg Fee (Hackathon - UG) ▼

Student Name *

Institution *

Mobile *

Registration Fee *

200

Fixed:Rs.200

Remarks :

- Dialago Reg Fee for Hackathon

Enter Your Details

Remitter Name :

Enter the remaining details and security code and click next

- Make all partial payments using this option

Enter Your Details

Mobile No * :

+91

9748762153

Retype Mobile No * :

+91

9748762153

Email ID :

On successful completion of payment, you will receive the transaction reference number on this mobile number

On successful completion of payment, you will receive the transaction reference number on this email ID


I have read and agreed to the [Terms & Conditions](#)

Enter the text as shown in the image * :

fkwwn|

Select one of the Captcha options *

- Image Captcha
 Audio Captcha



Back

Reset

Next

Confirm and click on next

Verify Payment Details



LORETO COLLEGE

Payment Details

Payment Category :	Dialago Reg Fee (Hackathon - UG)	Total Amount :	INR 200.00
Student Name:	NAME OF STUDENT		
Institution:	INSTITUTION NAME		
Mobile:	MOBILE UMBER		
Registration Fee:	200		
Remarks :			

Back

Next



Select the mode of payment. For payment through **Net banking / Debit / Credit Card** choose your suitable option. **For payment by cash in any State Bank of India branch, click 'Branch' / UPI**

Net Banking



 State Bank of India Bank Charges: 11.8 Click Here	 Other Banks Internet Banking Bank Charges: 17.7 Click Here
---	--

Card Payments

This payment mode is not available between 23:30 hours IST and 00:30 hours IST

 Rupay Debit Card Bank Charges: 0.0 Click Here	 Credit Cards Bank Charges: 12.98 Click Here
---	---

Other Payment Modes

 Branch Bank Charges: 59.0 Click Here	<p><i>UPI is not available between 22:30 hours IST and 23:30 hours IST</i></p>  UPI Bank Charges: 0.0 Click Here
--	---

If you want to pay by cash then select State Bank of India branch, click 'SBI BRANCH

Payment Progress

Select Payee → Enter Payment Details → Verify Payment Details → Complete Payment → Print Receipt

Net Banking

- State Bank of India**
Bank Charges: 11.8
[Click Here](#)
- Other Banks Internet Banking**
Bank Charges: 17.7
[Click Here](#)

Card Payments

This payment mode is not available between 23:30 hours IST and 00:30 hours IST

- State Bank ATM-cum-Debit Card**
Bank Charges: 0.0
[Click Here](#)
- Other Bank Debit Cards**
Bank Charges: 0.0
[Click Here](#)
- Credit Cards**
Bank Charges: 12.98
[Click Here](#)

Other Payment Modes

- Branch**
Bank Charges: 59.0
[Click Here](#)

© State Bank of India

[Privacy Statement](#) [Disclosures](#) [Terms of Use](#)