

M.A. ENGLISH
FIRST YEAR
FEES DETAILS FOR 2018-2019

Admission Fees: 3000/-

University Registration: 200/- (for Non C.U students)

ANNUAL FEES: 15000/-

Q1 (Jul – Dec): 6000/-

Q2 (Jan – Jun): 6000/-

Exam Fees: 1500/-

Total Fees Payable

For Non Migrating Students = 31500/-

For Migrating Students = 31700/-

All Payment to be made online

(Online Payment will be accepted through Net Banking & Credit Card only)

If you do not have Net Banking facility / Credit Card then you have to generate a challan and produce that challan at any SBI branch to pay by cash. (Detailed procedure is given below)

Please Note: All Cash payment have to be made at the SBI Middleton Row branch. Cash payment will not be accepted at the college office.

LORETO COLLEGE, KOLKATA

Online Fees Payment

No Payment by Cheques will be accepted

Kindly pay your college fees by cash or through online mode

Please follow the instructions given below

To Make Online payment visit www.loretocollege.in and click on the icon



Step 1: Select the red-marked checkbox and click 'Proceed'

The Banker to Every Indian

Products & Services [Know More](#)

STATE BANK COLLECT
A MULTI-MODAL PAYMENT PORTAL

DISCLAIMER CLAUSE

डिस्क्लेमर क्लॉज़ हिंदी में देखने हेतु [यहां क्लिक करें](#).

[Click here](#) to view the disclaimer clause in Hindi.

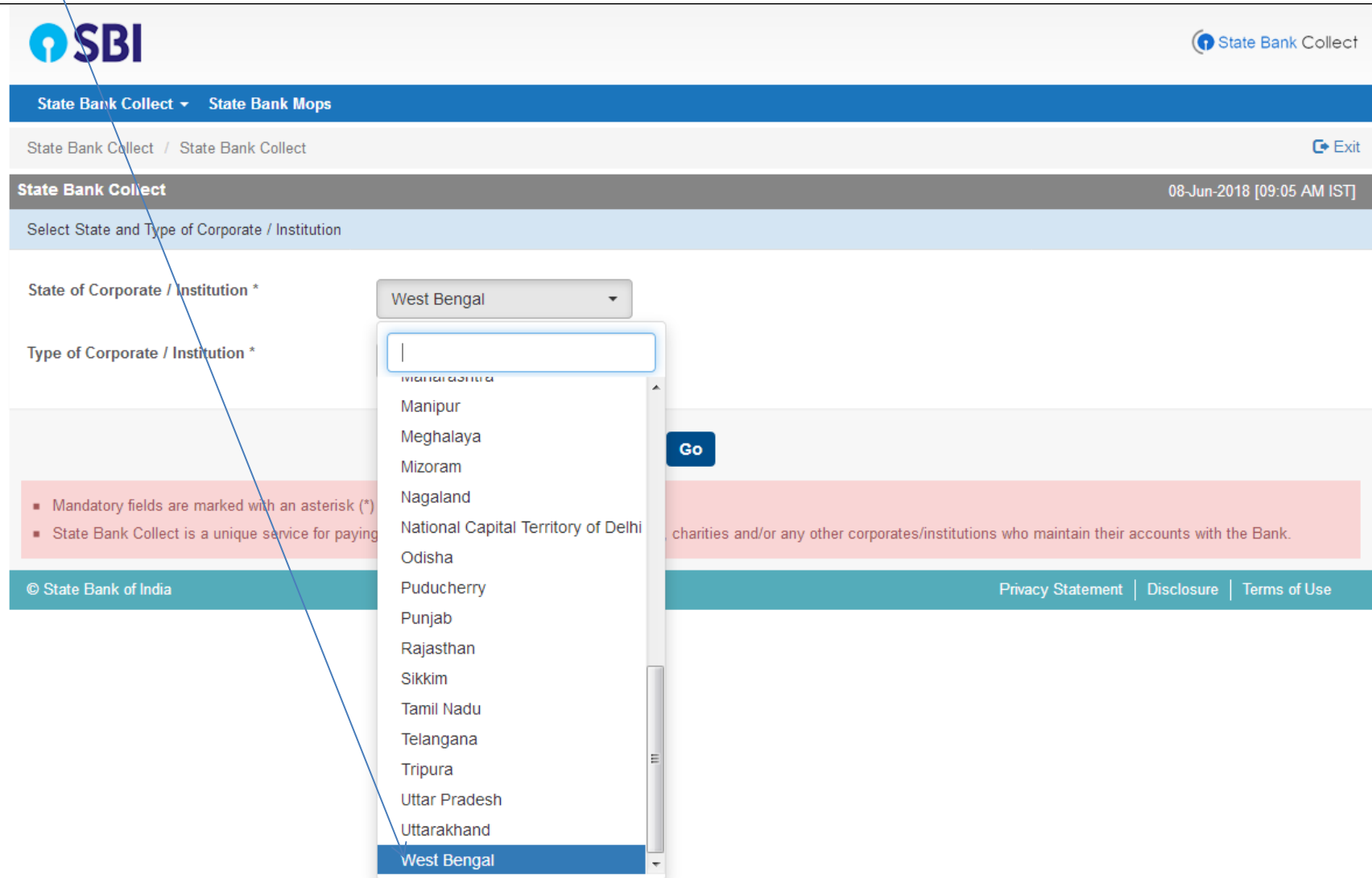
Terms Used:

- ▶ **Corporate Customer:** Firm/Company/Institution (F/C/I) collecting payment from their beneficiaries.
- ▶ **User:** The beneficiary making a payment to F/C/I for the services/goods availed.
- ▶ Bank shall not be responsible, in any way, for the quality or merchantability of any product/merchandise or any of the services related thereto, whatsoever, offered to the User by the Corporate Customer. Any disputes regarding the same or delivery of the Service or otherwise will be settled between Corporate Customer and the User and Bank shall not be a party to any such dispute. Any request for refund by the User on any grounds whatsoever should be taken up directly with the Corporate Customer and the Bank will not be concerned with such a request.
- ▶ Bank takes no responsibility in respect of the services provided and User shall not be entitled to make any claim against the Bank for deficiency in the services provided by the Corporate Customer.
- ▶ The User shall not publish, display, upload or transmit any information prohibited under Rule 3(2) of the Information Technology (Intermediaries guidelines) Rules, 2011.
- ▶ In case of non-compliance of the terms and conditions of usage by the User, the Bank has the right to immediately terminate the access or usage rights of the User to the computer resource of the Bank and remove the non-compliant information.

☒ I have read and accepted the terms and conditions stated above.
(Click Check Box to proceed for payment.)

Proceed

Step 2: Select the State as **West Bengal**



The screenshot shows the SBI State Bank Collect interface. At the top, the SBI logo is on the left, and 'State Bank Collect' is on the right. Below this is a blue navigation bar with 'State Bank Collect' and 'State Bank Mops'. A breadcrumb trail shows 'State Bank Collect / State Bank Collect' with an 'Exit' link. A grey header bar displays 'State Bank Collect' and the date/time '08-Jun-2018 [09:05 AM IST]'. The main content area has a light blue header 'Select State and Type of Corporate / Institution'. Below this are two form fields: 'State of Corporate / Institution *' and 'Type of Corporate / Institution *'. The 'State of Corporate / Institution *' dropdown menu is open, showing a list of Indian states and territories. 'West Bengal' is highlighted at the bottom of the list. A 'Go' button is to the right of the dropdown. A red banner contains a message about the service. The footer includes '© State Bank of India' and links for 'Privacy Statement', 'Disclosure', and 'Terms of Use'.

SBI

State Bank Collect

State Bank Collect ▾ State Bank Mops

State Bank Collect / State Bank Collect [Exit](#)

State Bank Collect 08-Jun-2018 [09:05 AM IST]

Select State and Type of Corporate / Institution

State of Corporate / Institution *

Type of Corporate / Institution *

West Bengal

Go

■ Mandatory fields are marked with an asterisk (*)
■ State Bank Collect is a unique service for paying charities and/or any other corporates/institutions who maintain their accounts with the Bank.

© State Bank of India Privacy Statement | Disclosure | Terms of Use

Step 3: Select the Type of Institution as **Educational Institution**

The screenshot displays the SBI State Bank Collect portal. At the top, the SBI logo is on the left, and 'State Bank Collect' is on the right. Below this is a blue navigation bar with 'State Bank Collect' and 'State Bank Mops'. A breadcrumb trail shows 'State Bank Collect / State Bank Collect' with an 'Exit' link. A dark grey bar contains 'State Bank Collect' and the timestamp '08-Jun-2018 [09:05 AM IST]'. A light blue bar prompts the user to 'Select State and Type of Corporate / Institution'. The form has two main sections: 'State of Corporate / Institution *' with a dropdown set to 'West Bengal', and 'Type of Corporate / Institution *' with a dropdown set to 'Educational Institutions'. The 'Type of Corporate / Institution *' dropdown is open, showing a list of options: '----- Select Type -----', 'Charitable Institutions', 'Commercial Services', 'Educational Institutions' (highlighted in blue), 'Govt Department', 'Hospital', 'Industry', 'Merchant', 'Others', 'PSU - PUBLIC SECTOR UNDERTAKING', and 'Recruitment'. A red box on the left contains two bullet points: 'Mandatory fields are marked with an asterisk (*)' and 'State Bank Collect is a unique service for paying...'. A blue 'Go' button is to the right of the dropdown. A red banner at the bottom of the form area states: 's, charities and/or any other corporates/institutions who maintain their accounts with the Bank.' The footer is a teal bar with '© State Bank of India' on the left and 'Privacy Statement | Disclosure | Terms of Use' on the right.

SBI State Bank Collect

State Bank Collect ▾ State Bank Mops

State Bank Collect / State Bank Collect [Exit](#)

State Bank Collect 08-Jun-2018 [09:05 AM IST]

Select State and Type of Corporate / Institution

State of Corporate / Institution * West Bengal ▾

Type of Corporate / Institution * Educational Institutions ▾

----- Select Type -----

- Charitable Institutions
- Commercial Services
- Educational Institutions**
- Govt Department
- Hospital
- Industry
- Merchant
- Others
- PSU - PUBLIC SECTOR UNDERTAKING
- Recruitment

■ Mandatory fields are marked with an asterisk (*)

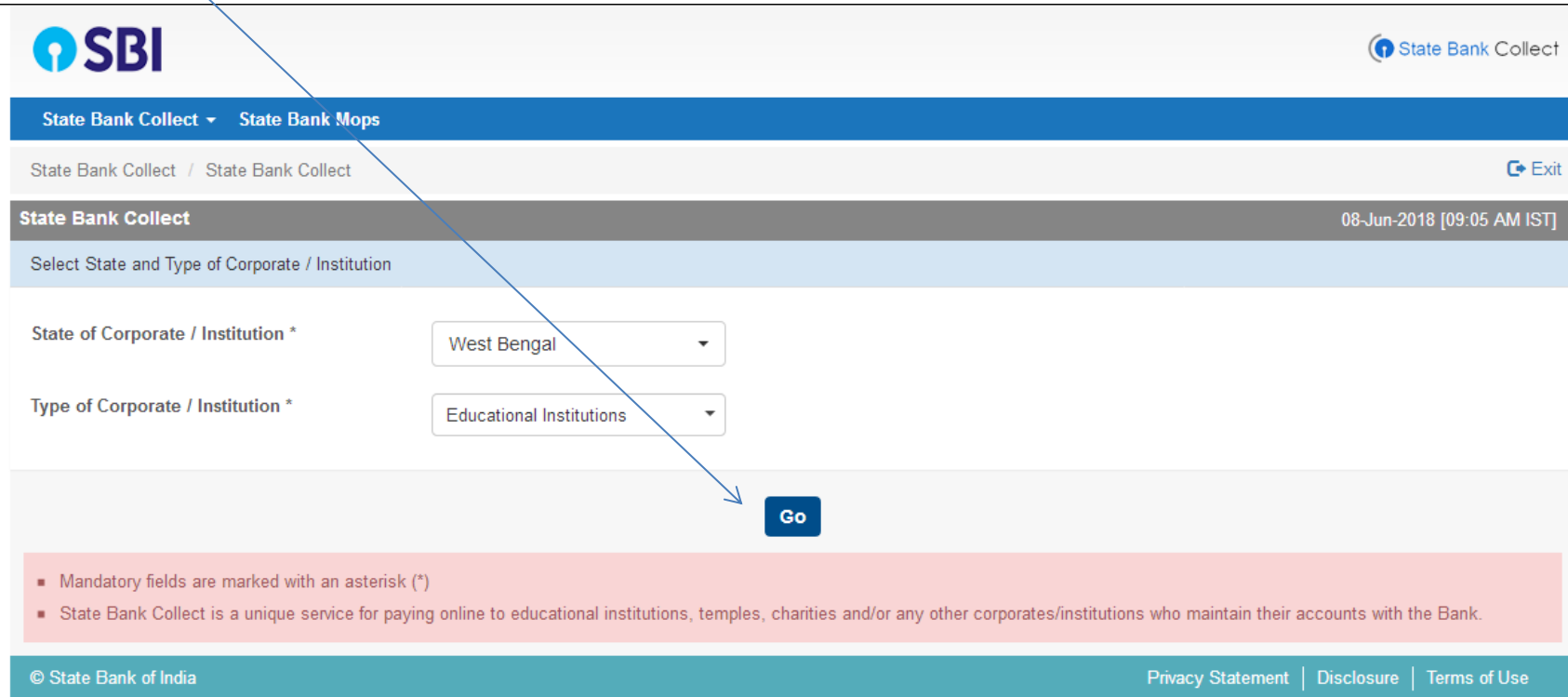
■ State Bank Collect is a unique service for paying...

Go

s, charities and/or any other corporates/institutions who maintain their accounts with the Bank.

© State Bank of India Privacy Statement | Disclosure | Terms of Use

Step 4: Click on the Go Button



The screenshot displays the SBI State Bank Collect interface. At the top left is the SBI logo, and at the top right is the 'State Bank Collect' header. Below this is a blue navigation bar with 'State Bank Collect' and 'State Bank Mops'. A breadcrumb trail shows 'State Bank Collect / State Bank Collect' with an 'Exit' link. A dark grey bar indicates the date and time: '08-Jun-2018 [09:05 AM IST]'. The main content area has a light blue header 'State Bank Collect' and a sub-header 'Select State and Type of Corporate / Institution'. Two dropdown menus are present: 'State of Corporate / Institution *' with 'West Bengal' selected, and 'Type of Corporate / Institution *' with 'Educational Institutions' selected. A blue 'Go' button is positioned below these menus, with a blue arrow pointing to it from the text 'Step 4: Click on the Go Button'. A red notice box contains two bullet points: 'Mandatory fields are marked with an asterisk (*)' and 'State Bank Collect is a unique service for paying online to educational institutions, temples, charities and/or any other corporates/institutions who maintain their accounts with the Bank.' The footer includes '© State Bank of India' and links for 'Privacy Statement', 'Disclosure', and 'Terms of Use'.

SBI State Bank Collect

State Bank Collect ▾ State Bank Mops

State Bank Collect / State Bank Collect [Exit](#)

State Bank Collect 08-Jun-2018 [09:05 AM IST]

Select State and Type of Corporate / Institution

State of Corporate / Institution * West Bengal ▾

Type of Corporate / Institution * Educational Institutions ▾

Go

- Mandatory fields are marked with an asterisk (*)
- State Bank Collect is a unique service for paying online to educational institutions, temples, charities and/or any other corporates/institutions who maintain their accounts with the Bank.

© State Bank of India [Privacy Statement](#) | [Disclosure](#) | [Terms of Use](#)

Step 5: Select Education Institution Name as **Loreto College** from the list

The screenshot displays the State Bank Collect portal interface. At the top, the SBI logo is on the left, and 'State Bank Collect' is on the right. Below this is a blue navigation bar with 'State Bank Collect' and 'State Bank Mops'. A breadcrumb trail shows 'State Bank Collect / State Bank Collect', and an 'Exit' button is on the right. A grey bar indicates the date and time: '08-Jun-2018 [09:15 AM IST]'. The main content area has a header 'Select from Educational Institutions'. Below this is a form field labeled 'Educational Institutions Name *' with a dropdown menu. The dropdown is open, showing a list of institutions. 'LORETO COLLEGE' is highlighted in blue. A blue arrow points from the text 'Loreto College' in the step instruction to this highlighted option. A red message box states: 'Mandatory fields are marked with an asterisk (*)'. The footer contains '© State Bank of India' on the left and links for 'Privacy Statement', 'Disclosure', and 'Terms of Use' on the right.

State Bank Collect State Bank Mops

State Bank Collect / State Bank Collect Exit

State Bank Collect 08-Jun-2018 [09:15 AM IST]

Select from Educational Institutions

Educational Institutions Name *

LORETO COLLEGE

KIDS LOVEDALE
KINGSTON EDUCATIONAL INSTITUTE
KRISHNA CHANDRA COLLEGE
KRISHNAGAR WOMEN'S COLLEGE ADMISSION
KVA EDUCARE LLP
LORETO COLLEGE
M/S KIDZEE BARASAT
MADHYAMGRAM B.ED. COLLEGE (M.ED COURSE)
MADHYAMGRAM B.ED. COLLEGE(B.ED AND D.E.)
MAGRAHAT COLLEGE
MAHAMMAD MINORITY COLLEGE
MAHARAJA NANDAKUMAR MAHAVIDYALAYA
MAHASIN B.ED. COLLEGE
MAHULASRIRAMKRISHNANTEACHERSTRAINING
MALDACOLLEGE
MAMATA SHANKAR BALLET TROUPE

Mandatory fields are marked with an asterisk (*)

© State Bank of India Privacy Statement | Disclosure | Terms of Use

Step 6: Click on the **Submit** Button

The screenshot displays the State Bank Collect web interface. At the top left is the SBI logo, and at the top right is the 'State Bank Collect' header with an information icon. Below this is a blue navigation bar containing 'State Bank Collect' with a dropdown arrow and 'State Bank Mops'. A breadcrumb trail shows 'State Bank Collect / State Bank Collect' with an 'Exit' button on the right. A dark grey bar indicates the date and time: '08-Jun-2018 [09:15 AM IST]'. The main content area has a light blue header 'Select from Educational Institutions'. Below this is a form field labeled 'Educational Institutions Name *' with a dropdown menu currently showing 'LORETO COLLEGE'. At the bottom of the form are two buttons: 'Submit' and 'Back'. A blue arrow points from the text 'Step 6: Click on the Submit Button' to the 'Submit' button. A red banner at the bottom of the form states: 'Mandatory fields are marked with an asterisk (*)'. The footer contains '© State Bank of India' on the left and links for 'Privacy Statement', 'Disclosure', and 'Terms of Use' on the right.

SBI

State Bank Collect

State Bank Collect ▾ State Bank Mops

State Bank Collect / State Bank Collect [Exit](#)

State Bank Collect 08-Jun-2018 [09:15 AM IST]

Select from Educational Institutions

Educational Institutions Name *

[Submit](#) [Back](#)

■ Mandatory fields are marked with an asterisk (*)

© State Bank of India [Privacy Statement](#) | [Disclosure](#) | [Terms of Use](#)

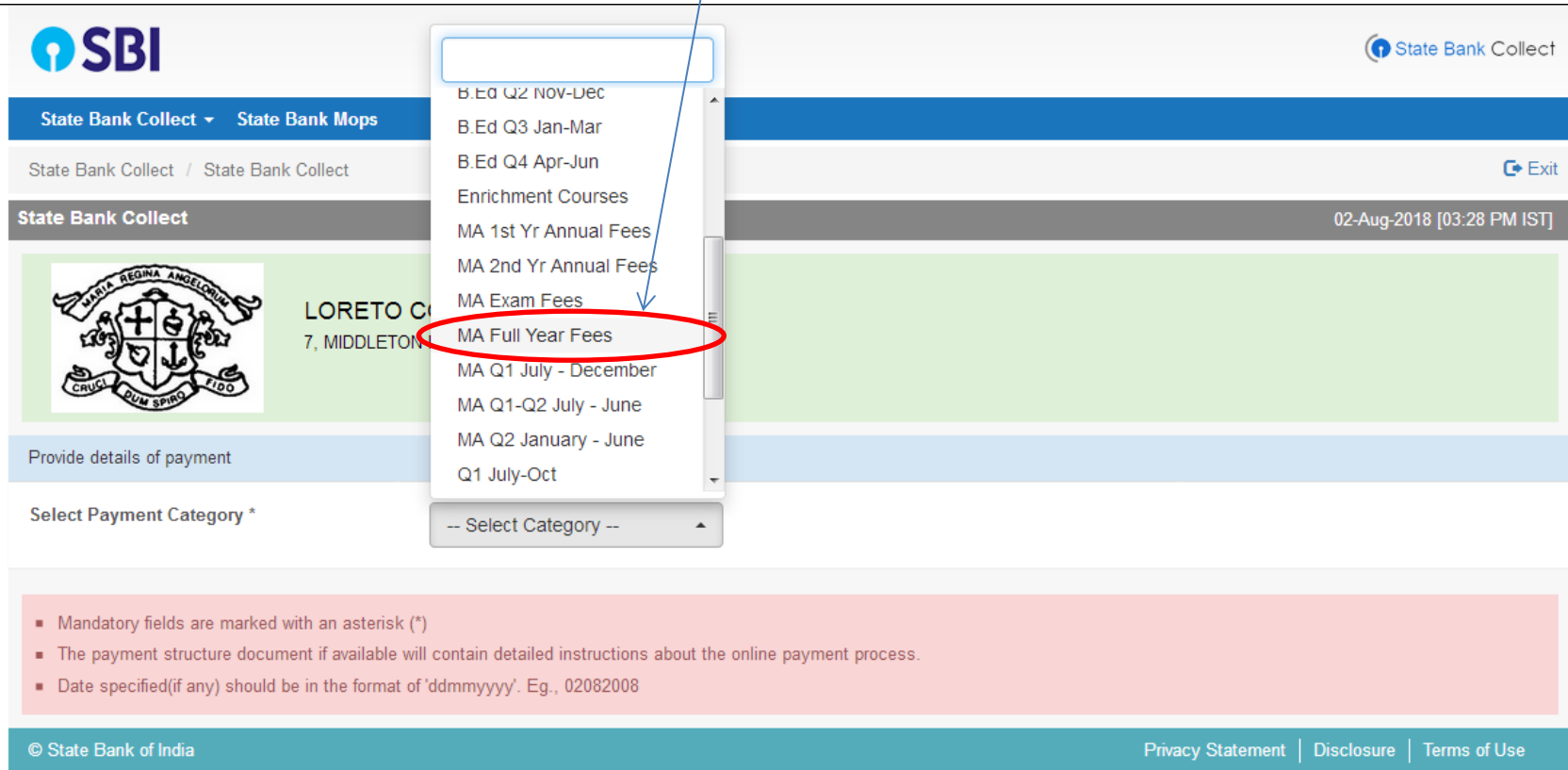
Please collect your Student ID No. / Bill Book No. from the college accounts office and then proceed to the online payments.

You are required to pay the full year's fees:

Rs 31500/- (For Non Migrating Students)

Rs 31700/- (For Migrating Students)

Step 7: Please select Payment Category as **MA Full Year Fees** and then click Submit



The screenshot displays the State Bank Collect payment interface. At the top, the SBI logo and 'State Bank Collect' text are visible. Below the header, there's a navigation bar with 'State Bank Collect' and 'State Bank Mops'. The main content area shows a school logo (Loreto Convent) and a dropdown menu for 'Select Payment Category *'. The dropdown menu is open, showing various payment categories. 'MA Full Year Fees' is highlighted with a red circle. A blue arrow points from the instruction text to this option. Other options in the menu include B.Ed Q2 Nov-Dec, B.Ed Q3 Jan-Mar, B.Ed Q4 Apr-Jun, Enrichment Courses, MA 1st Yr Annual Fees, MA 2nd Yr Annual Fees, MA Exam Fees, MA Q1 July - December, MA Q1-Q2 July - June, MA Q2 January - June, and Q1 July-Oct. The bottom of the page features a footer with '© State Bank of India' and links for 'Privacy Statement', 'Disclosure', and 'Terms of Use'.

State Bank Collect

State Bank Collect / State Bank Collect

State Bank Collect

LORETO CONVENT
7, MIDDLETON

Provide details of payment

Select Payment Category *

-- Select Category --

- B.Ed Q2 Nov-Dec
- B.Ed Q3 Jan-Mar
- B.Ed Q4 Apr-Jun
- Enrichment Courses
- MA 1st Yr Annual Fees
- MA 2nd Yr Annual Fees
- MA Exam Fees
- MA Full Year Fees**
- MA Q1 July - December
- MA Q1-Q2 July - June
- MA Q2 January - June
- Q1 July-Oct

02-Aug-2018 [03:28 PM IST]


Exit

- Mandatory fields are marked with an asterisk (*)
- The payment structure document if available will contain detailed instructions about the online payment process.
- Date specified(if any) should be in the format of 'ddmmyyyy'. Eg., 02082008

© State Bank of India

Privacy Statement | Disclosure | Terms of Use

Step 8: The Following Form will appear, Kindly fill in the details and Click the Submit Button



LORETO COLLEGE
7, MIDDLETON ROW, , KOLKATA-700071

Provide details of payment

Select Payment Category *

MA Full Year Fees

Student Name *

xxx

Bill Book No *

PG47

Class

MA ENGLISH

Mobile

XXXXXXXXXX

Admission Fees *

3000

University Registration *

200

Annual Charges *

9000

Fixed:Rs.9000

Development Fees *

6000

Fixed:Rs.6000

Tuition Fees 12 months *

12000

Fixed:Rs.12000

Exam Fees *

1500

Fixed:Rs.1500


Remarks

- Please enter your correct Bill Book No
- Admission Fees and University Registration fees is applicable only to 1st years students

Note:

- Admission Fees will be Rs. 3000/- for all 1st year M.A. students.
- University Registration will be Rs. 200/- for Non C.U students.
- University Registration will be 0/- for C.U students.

Step 9: Verify your details and click on the **Confirm Button** to proceed for payment



LORETO COLLEGE
7, MIDDLETON ROW, , KOLKATA-700071

Provide details of payment

Select Payment Category *	MA Full Year Fees	
Student Name *	xxx	
Bill Book No *	PG47	
Class	MA ENGLISH	
Mobile	XXXXXXXXXX	
Admission Fees *	3000	
University Registration *	200	
Annual Charges *	9000	Fixed:Rs.9000
Development Fees *	6000	Fixed:Rs.6000
Tuition Fees 12 months *	12000	Fixed:Rs.12000
Exam Fees *	1500	Fixed:Rs.1500

Remarks

- Please enter your correct Bill Book No
- Admission Fees and University Registration fees is applicable only to 1st years students


Continued in next page....

click on the **Submit Button** to proceed for payment

Annual Charges	<input type="text" value="9000"/>	Fixed:Rs.9000
Development Fees *	<input type="text" value="6000"/>	Fixed:Rs.6000
Tuition Fees 12 months *	<input type="text" value="12000"/>	Fixed:Rs.12000
Exam Fees *	<input type="text" value="1500"/>	Fixed:Rs.1500
	<input type="text"/>	
Remarks	<input type="text"/>	

- Please enter your correct Bill Book No
- Admission Fees and University Registration fees is applicable only to 1st years students


Please enter your Name, Date of Birth (For Personal Banking) / Incorporation (For Corporate Banking) & Mobile Number.
This is required to reprint your e-receipt / remittance(PAP) form, if the need arises.

Name *	<input type="text" value="XXXX"/>
Date Of Birth / Incorporation *	<input type="text" value="15/1/1997"/> 
Mobile Number *	<input type="text" value="9433529811"/>
Enter the text as shown in the image *	<input type="text" value="62DF4"/> 

Submit **Reset** **Back**

- Mandatory fields are marked with an asterisk (*)
- The payment structure document if available will contain detailed instructions about the online payment process.
- Date specified(if any) should be in the format of 'ddmmyyyy'. Eg., 02082008

Step 10: Verify your details and click on the **Confirm Button** to proceed for payment



LORETO COLLEGE
7, MIDDLETON ROW, , KOLKATA-700071

Verify details and confirm this transaction

Category	MA Full Year Fees
Student Name	S BANERJEE
Bill Book No	PG47
Class	MA ENGLISH
Mobile	9007938558
Admission Fees	3000
University Registration	0
Annual Charges	9000
Development Fees	6000
Tuition Fees 12 months	12000
Exam Fees	1500
Total Amount	INR 31,500.00
Remarks	

■ Please ensure that you are making the payment to the correct payee.

Confirm

Cancel

© State Bank of India

[Privacy Statement](#) | [Disclosure](#) | [Terms of Use](#)

Step 10: Select the mode of payment. For payment through Net banking / Credit Card / Debit Card, choose your suitable option. **For payment by cash in any State Bank of India branch, click ‘SBI BRANCH’**

NET BANKING


CARD PAYMENT


CASH PAYMENT

State Bank MOPS
Multi Option Payment System

State Bank Collect


Net Banking



State Bank of India
Bank Charges: Rs 11.8
[Click Here](#)



Other Banks Internet Banking
Bank Charges: Rs 17.7
[Click Here](#)

Card Payments


This payment mode is not available between 23:30 hours IST and 00:30 hours IST


State Bank ATM-cum-Debit Card
Bank Charges: Rs 0.0
[Click Here](#)


Other Banks Debit Cards
Bank Charges: Rs 0.0
[Click Here](#)


Credit Cards
Bank Charges: Rs 12.98
[Click Here](#)

Other Payments Modes


SBI Branch
Bank Charges: Rs 59.0
[Click Here](#)


Buddy
Bank Charges: Rs 5.9
[Click Here](#)

UPI is not available between 22:30 hours IST and 23:30 hours IST


UPI
Bank Charges: Rs 11.8
[Not Enabled](#)

© State Bank of India


Site best viewed in I.E 10 +, Mozilla 30 +, Google Chrome 30 +


If you want to pay by cash then select State Bank of India branch, click ‘SBI BRANCH’ (red circle)

State Bank MOPS
Multi Option Payment System

State Bank Collect


Net Banking



State Bank of India
Bank Charges: Rs 11.8
[Click Here](#)



Other Banks Internet Banking
Bank Charges: Rs 17.7
[Click Here](#)

Card Payments


This payment mode is not available between 23:30 hours IST and 00:30 hours IST



State Bank ATM-cum-Debit Card
Bank Charges: Rs 0.0
[Click Here](#)


Other Banks Debit Cards
Bank Charges: Rs 0.0
[Click Here](#)



Credit Cards
Bank Charges: Rs 12.98
[Click Here](#)

Other Payments Modes


SBI Branch
Bank Charges: Rs 59.0
[Click Here](#)


Buddy
Bank Charges: Rs 5.9
[Click Here](#)

UPI is not available between 22:30 hours IST and 23:30 hours IST


UPI
Bank Charges: Rs 11.8
[Not Enabled](#)

© State Bank of India

Site best viewed in IE 10 +, Mozilla 30 +, Google Chrome 30 +

This page is displayed when you want to pay through 'State Bank BRANCH'. Click the link 'Click here to save....' to generate the Pre Acknowledgement Payment Form which, along with the cash shown in the aforesaid Payment Form, will be accepted in any branch of State Bank of India. A sample of the Pre Acknowledgement Payment Form is shown in the next page. **Click on the PDF icon shown in red to download the challan**

State Bank Collect

02-Aug-2018 [03:40 PM IST]

Payment details captured successfully.

Please print & submit the Pre Acknowledgement Payment form to the Branch for payment.

Payment Details :

SBCollect Reference Number	DU96533875
Category	MA Full Year Fees
Student Name	S BANERJEE
Bill Book No	PG47
Class	MA ENGLISH
Mobile	9007938558
Admission Fees	3000
University Registration	0
Annual Charges	9000
Development Fees	6000
Tuition Fees 12 months	12000
Exam Fees	1500
Transaction Charge	INR 59.00
Total Amount	INR 31,559.00

Remarks

 Click here to save the Pre-Acknowledgement Form in PDF

[Return to State Bank Collect Home Page](#)

© State Bank of India

Privacy Statement | Disclosure | Terms of Use



Depositor Copy

Pre Acknowledgement Payment(PAP) Form for Payment through any SBI Branch

Date: 02-08-2018

Beneficiary/Remittance Details		
State Bank Collect Reference No.	DU96533875	
Beneficiary:	LORETO COLLEGE	
Category:	MA Full Year Fees	
Last Date of Payment:	30-06-2019 23:45	
Remitter	S BANERJEE	
Rs		
Collection Amount	31,500.00	
Comission	59.00	
Total (Rupees Thirty One Thousand Five Hundred Fifty Nine Only)	31,559.00	
Details of Cash / Cheques		
	Rs	p
Total Rs		

Instructions for Depositor: This is not an e-receipt. After payment, please visit www.onlinesbi.com > 'State Bank Collect' and click on the hyperlink at the bottom of the page to generate the e-receipt.

(To be Filled in by the Bank)

Journal No: DU96533875

Branch Name: _____

Branch Code: Deposit Date:

Branch Stamp

Authorised Signatory



Branch Copy

Pre Acknowledgement Payment(PAP) Form for Payment through any SBI Branch

Branch Teller: Use SCR 008765 Deposit > Fee Collection > State Bank Collect

Date: 02-08-2018

Beneficiary/Remittance Details		
State Bank Collect Reference No.	DU96533875	
Beneficiary:	LORETO COLLEGE	
Category:	MA Full Year Fees	
Last Date of Payment:	30-06-2019 23:45	
Remitter	S BANERJEE	
Rs		
Collection Amount	31,500.00	
Comission	59.00	
Total (Rupees Thirty One Thousand Five Hundred Fifty Nine Only)	31,559.00	

Mode of Payment (Choose Either Cash / Cheque)

Cash ☐ PAN:

Please quote your PAN for Cash remittance >= Rs. 50,000

Cash Notes	Amount	
	Rs	P
*2000		
*500		
*100		
*50		
*20		
*10		
Coins		
Total Rs		

Cheque ☐

Cheque No: _____ Cheque Date: _____

Drawee Bank: State Bank of India (other bank cheques not accepted under PAP)

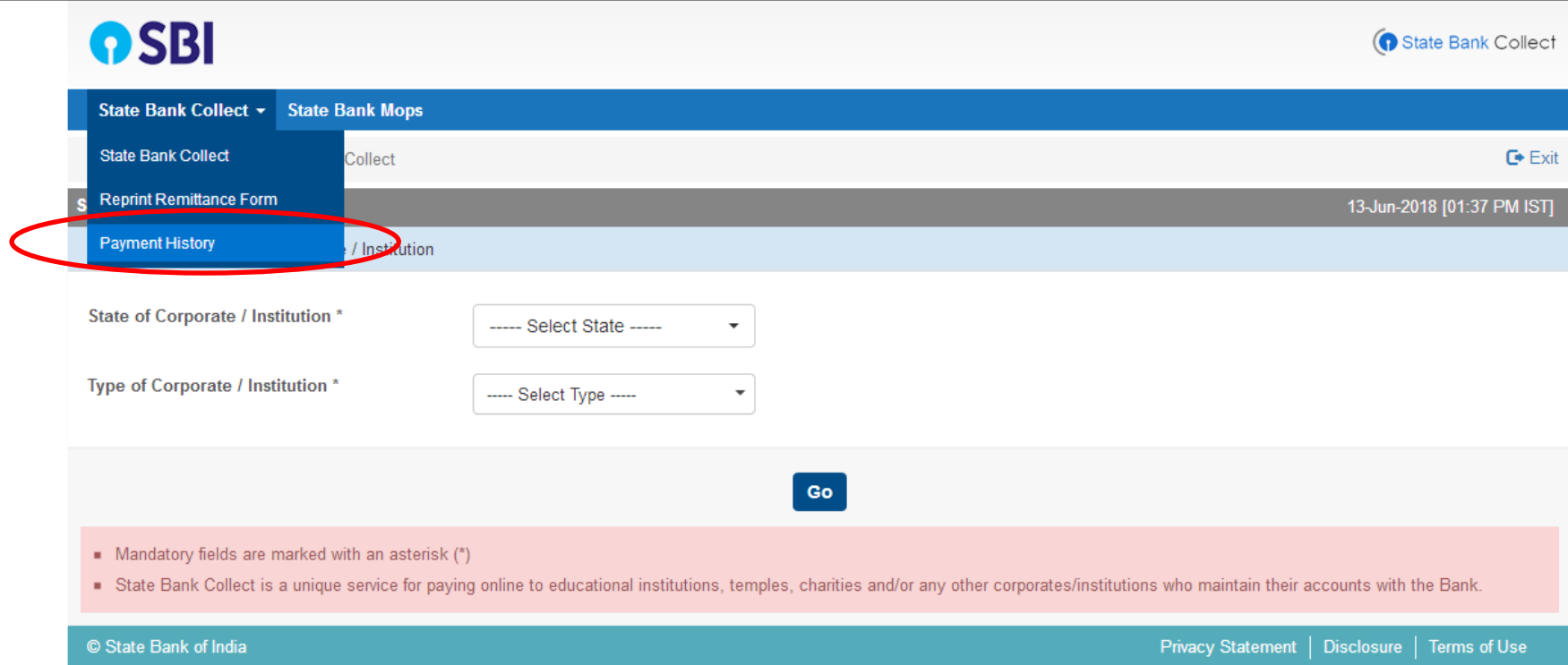
Branch: _____

Signature of the Depositor

Space for Bank use

Branch Stamp

To Reprint Online Receipt: CLICK ON PAYMENT HISTORY



The screenshot shows the SBI State Bank Collect interface. At the top, the SBI logo is on the left and 'State Bank Collect' is on the right. Below the logo, there is a navigation bar with 'State Bank Collect' and 'State Bank Mops'. A dropdown menu is open under 'State Bank Collect', showing options: 'State Bank Collect', 'Reprint Remittance Form', and 'Payment History'. The 'Payment History' option is highlighted with a red circle. To the right of the dropdown, there is an 'Exit' button and a timestamp '13-Jun-2018 [01:37 PM IST]'. Below the navigation bar, there are two dropdown menus: 'State of Corporate / Institution *' with the text '----- Select State -----' and 'Type of Corporate / Institution *' with the text '----- Select Type -----'. A 'Go' button is located below these dropdowns. At the bottom, there is a red box containing two bullet points: 'Mandatory fields are marked with an asterisk (*)' and 'State Bank Collect is a unique service for paying online to educational institutions, temples, charities and/or any other corporates/institutions who maintain their accounts with the Bank.' The footer contains '© State Bank of India' on the left and 'Privacy Statement | Disclosure | Terms of Use' on the right.

SBI State Bank Collect

State Bank Collect State Bank Mops

State Bank Collect Collect Exit

Reprint Remittance Form

Payment History / Institution

13-Jun-2018 [01:37 PM IST]

State of Corporate / Institution * ----- Select State -----

Type of Corporate / Institution * ----- Select Type -----

Go

- Mandatory fields are marked with an asterisk (*)
- State Bank Collect is a unique service for paying online to educational institutions, temples, charities and/or any other corporates/institutions who maintain their accounts with the Bank.

© State Bank of India Privacy Statement | Disclosure | Terms of Use

javascript:callURL('/sbicollect/sbclink/paymenthistory.htm')


To print e-receipt, click 'INB Reference Number' option and fill in the 'DU Reference Number' as seen in your 'Pre Acknowledgement Payment Form' and your Date of Birth / Mobile Number. Click the 'Go' button and print the e-receipt.

State Bank Collect

08-Jun-2018 [09:42 AM IST]

☐ Select a date range to view details of previous payments

Date of Birth *




(Date provided at the time of making payment)

Mobile Number(Enter 10 - digit) *


(Mobile Number provided at the time of making payment)

Start Date *



End Date *


8/6/2018



☒ Enter the INB Reference Number (Starting with 'DU') & DOB/Mobile Number to view a specific payment

DU Reference Number *


DU98452123



(As appearing in your pass book/statement in the narration pertaining to the transaction)

Date of Birth *

3/6/1999



(Date provided at the time of making payment)

OR

Mobile Number(Enter 10 - digit) *

(Mobile Number provided at the time of making payment)

Enter the text as shown in the image *

12B8A|

12B8A

Go