

Step 1: Select the red-marked checkbox and click 'Proceed'

The Banker to Every Indian

Products & Services [Know More](#)

STATE BANK COLLECT
A MULTI-MODAL PAYMENT PORTAL

DISCLAIMER CLAUSE

डिस्क्लेमर क्लॉज़ हिंदी में देखने हेतु [यहां क्लिक करें](#).

[Click here](#) to view the disclaimer clause in Hindi.

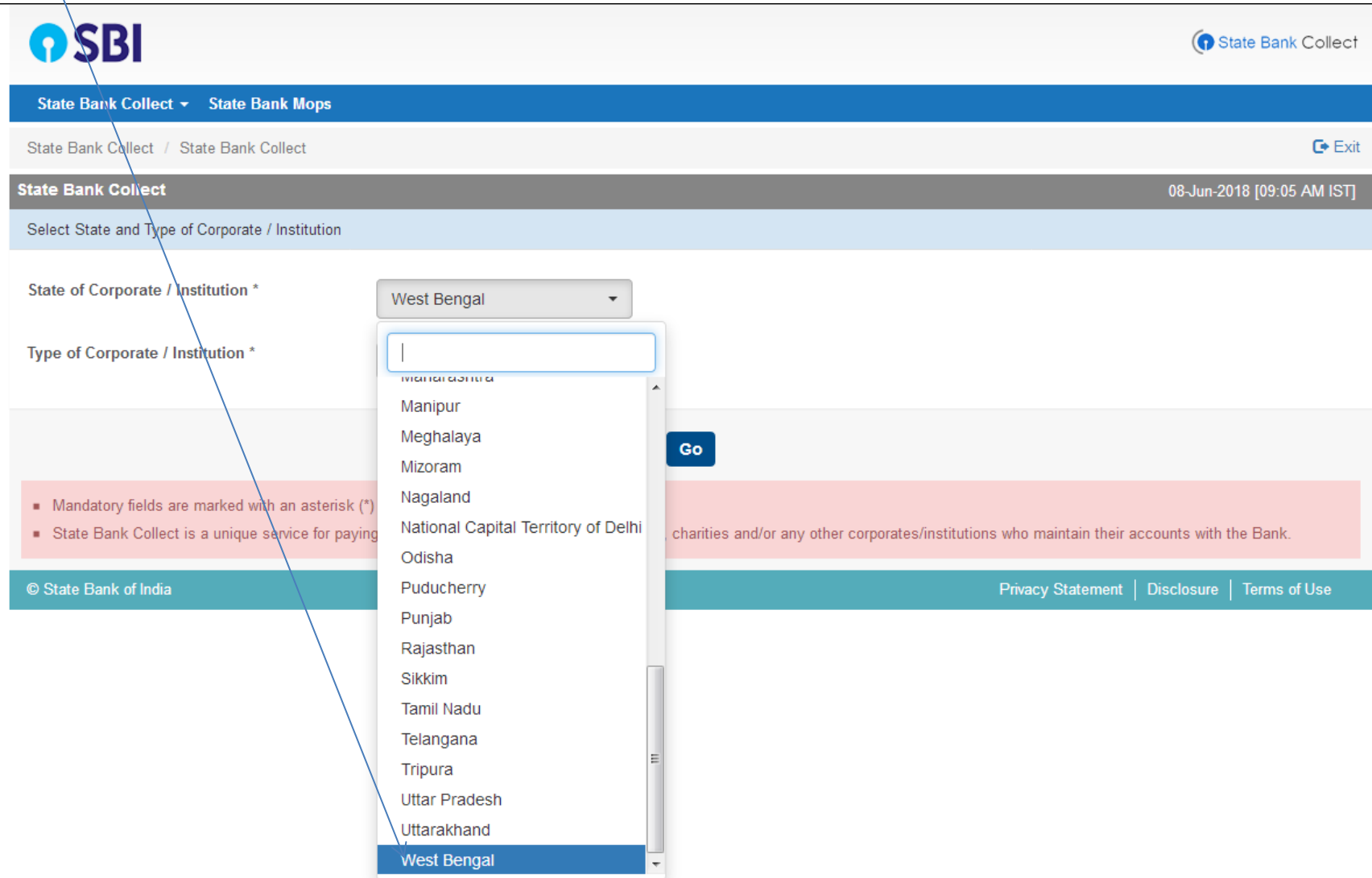
Terms Used:

- ▶ **Corporate Customer:** Firm/Company/Institution (F/C/I) collecting payment from their beneficiaries.
- ▶ **User:** The beneficiary making a payment to F/C/I for the services/goods availed.
- ▶ Bank shall not be responsible, in any way, for the quality or merchantability of any product/merchandise or any of the services related thereto, whatsoever, offered to the User by the Corporate Customer. Any disputes regarding the same or delivery of the Service or otherwise will be settled between Corporate Customer and the User and Bank shall not be a party to any such dispute. Any request for refund by the User on any grounds whatsoever should be taken up directly with the Corporate Customer and the Bank will not be concerned with such a request.
- ▶ Bank takes no responsibility in respect of the services provided and User shall not be entitled to make any claim against the Bank for deficiency in the services provided by the Corporate Customer.
- ▶ The User shall not publish, display, upload or transmit any information prohibited under Rule 3(2) of the Information Technology (Intermediaries guidelines) Rules, 2011.
- ▶ In case of non-compliance of the terms and conditions of usage by the User, the Bank has the right to immediately terminate the access or usage rights of the User to the computer resource of the Bank and remove the non-compliant information.

☒ I have read and accepted the terms and conditions stated above.
(Click Check Box to proceed for payment.)

Proceed

Step 2: Select the State as **West Bengal**



The screenshot displays the SBI State Bank Collect interface. At the top, the SBI logo is on the left, and 'State Bank Collect' is on the right. Below this is a blue navigation bar with 'State Bank Collect' and 'State Bank Mops'. A breadcrumb trail shows 'State Bank Collect / State Bank Collect' with an 'Exit' link. A grey header bar contains 'State Bank Collect' and the date '08-Jun-2018 [09:05 AM IST]'. The main content area has a light blue header 'Select State and Type of Corporate / Institution'. Below this are two form fields: 'State of Corporate / Institution *' and 'Type of Corporate / Institution *'. The 'State of Corporate / Institution *' dropdown is open, showing a list of Indian states and territories. 'West Bengal' is highlighted at the bottom of the list. A 'Go' button is to the right of the dropdown. A red banner at the bottom of the form area contains two bullet points: 'Mandatory fields are marked with an asterisk (*)' and 'State Bank Collect is a unique service for paying charities and/or any other corporates/institutions who maintain their accounts with the Bank.' The footer includes '© State Bank of India' on the left and 'Privacy Statement | Disclosure | Terms of Use' on the right.

SBI

State Bank Collect

State Bank Collect ▾ State Bank Mops

State Bank Collect / State Bank Collect [Exit](#)

State Bank Collect 08-Jun-2018 [09:05 AM IST]

Select State and Type of Corporate / Institution

State of Corporate / Institution *

Type of Corporate / Institution *

West Bengal

Go

■ Mandatory fields are marked with an asterisk (*)

■ State Bank Collect is a unique service for paying charities and/or any other corporates/institutions who maintain their accounts with the Bank.

© State Bank of India

[Privacy Statement](#) | [Disclosure](#) | [Terms of Use](#)

Step 3: Select the Type of Institution as **Educational Institution**

The screenshot displays the SBI State Bank Collect portal. At the top, the SBI logo is on the left, and 'State Bank Collect' is on the right. Below this is a blue navigation bar with 'State Bank Collect' and 'State Bank Mops'. A breadcrumb trail shows 'State Bank Collect / State Bank Collect' with an 'Exit' link. A dark grey bar contains 'State Bank Collect' and the timestamp '08-Jun-2018 [09:05 AM IST]'. A light blue bar prompts the user to 'Select State and Type of Corporate / Institution'. The form has two main sections: 'State of Corporate / Institution *' with a dropdown set to 'West Bengal', and 'Type of Corporate / Institution *' with a dropdown set to 'Educational Institutions'. The 'Type of Corporate / Institution *' dropdown is open, showing a list of options: '----- Select Type -----', 'Charitable Institutions', 'Commercial Services', 'Educational Institutions' (highlighted in blue), 'Govt Department', 'Hospital', 'Industry', 'Merchant', 'Others', 'PSU - PUBLIC SECTOR UNDERTAKING', and 'Recruitment'. A red box highlights the first two items in the list. A 'Go' button is to the right of the dropdown. At the bottom, a red box contains a disclaimer: 'Mandatory fields are marked with an asterisk (*)' and 'State Bank Collect is a unique service for paying... s, charities and/or any other corporates/institutions who maintain their accounts with the Bank.' The footer includes '© State Bank of India' on the left and 'Privacy Statement | Disclosure | Terms of Use' on the right.

SBI State Bank Collect

State Bank Collect ▾ State Bank Mops

State Bank Collect / State Bank Collect [Exit](#)

State Bank Collect 08-Jun-2018 [09:05 AM IST]

Select State and Type of Corporate / Institution

State of Corporate / Institution * West Bengal ▾

Type of Corporate / Institution * Educational Institutions ▾

----- Select Type -----

- Charitable Institutions
- Commercial Services
- Educational Institutions**
- Govt Department
- Hospital
- Industry
- Merchant
- Others
- PSU - PUBLIC SECTOR UNDERTAKING
- Recruitment

Go

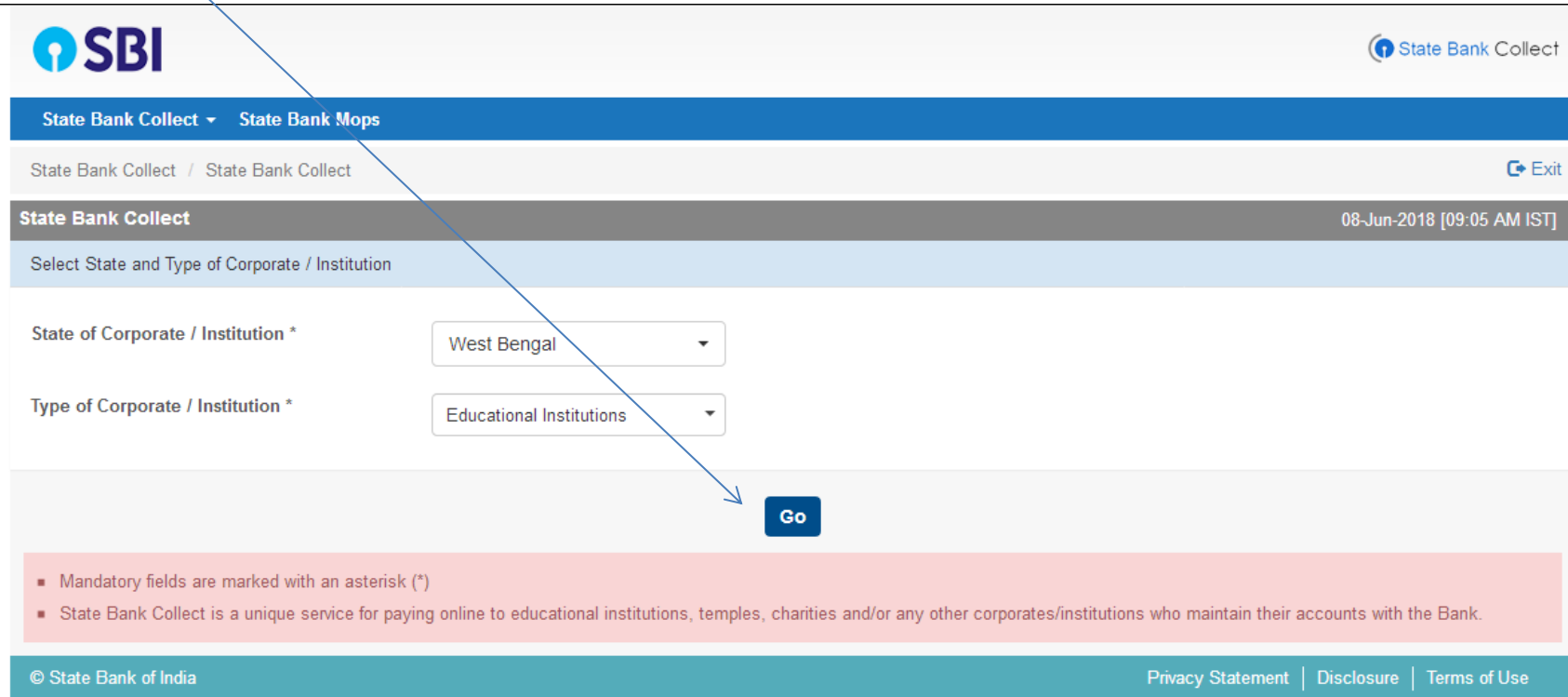
■ Mandatory fields are marked with an asterisk (*)

■ State Bank Collect is a unique service for paying...

s, charities and/or any other corporates/institutions who maintain their accounts with the Bank.

© State Bank of India Privacy Statement | Disclosure | Terms of Use

Step 4: Click on the Go Button



The screenshot shows the SBI State Bank Collect interface. At the top left is the SBI logo. At the top right is the text 'State Bank Collect'. Below this is a blue navigation bar with 'State Bank Collect' and 'State Bank Mops'. Underneath is a breadcrumb trail 'State Bank Collect / State Bank Collect' and an 'Exit' button. A dark grey bar shows the title 'State Bank Collect' and the date/time '08-Jun-2018 [09:05 AM IST]'. Below this is a light blue bar with the text 'Select State and Type of Corporate / Institution'. The main form area has two dropdown menus: 'State of Corporate / Institution *' with 'West Bengal' selected, and 'Type of Corporate / Institution *' with 'Educational Institutions' selected. A blue 'Go' button is positioned below these menus, with a blue arrow pointing to it from the text 'Step 4: Click on the Go Button'. Below the form is a pink notice box with two bullet points: 'Mandatory fields are marked with an asterisk (*)' and 'State Bank Collect is a unique service for paying online to educational institutions, temples, charities and/or any other corporates/institutions who maintain their accounts with the Bank.' The footer is a teal bar with '© State Bank of India' on the left and 'Privacy Statement | Disclosure | Terms of Use' on the right.

SBI

State Bank Collect

State Bank Collect ▾ State Bank Mops

State Bank Collect / State Bank Collect [Exit](#)

State Bank Collect 08-Jun-2018 [09:05 AM IST]

Select State and Type of Corporate / Institution

State of Corporate / Institution *

Type of Corporate / Institution *

Go

- Mandatory fields are marked with an asterisk (*)
- State Bank Collect is a unique service for paying online to educational institutions, temples, charities and/or any other corporates/institutions who maintain their accounts with the Bank.

© State Bank of India [Privacy Statement](#) | [Disclosure](#) | [Terms of Use](#)

Step 5: Select Education Institution Name as **Loreto College** from the list

The screenshot displays the State Bank Collect portal interface. At the top, the SBI logo is on the left, and 'State Bank Collect' is on the right. Below this is a blue navigation bar with 'State Bank Collect' and 'State Bank Mops'. A breadcrumb trail shows 'State Bank Collect / State Bank Collect', and an 'Exit' button is on the right. A grey bar indicates the date and time: '08-Jun-2018 [09:15 AM IST]'. The main content area has a light blue header 'Select from Educational Institutions'. Below this, the label 'Educational Institutions Name *' is next to a dropdown menu. The dropdown is open, showing a list of institutions. 'LORETO COLLEGE' is highlighted in blue. A blue arrow points from the text 'Loreto College' in the step instruction to this highlighted option. A red message box states: 'Mandatory fields are marked with an asterisk (*)'. The footer contains '© State Bank of India' on the left and links for 'Privacy Statement', 'Disclosure', and 'Terms of Use' on the right.

State Bank Collect State Bank Mops

State Bank Collect / State Bank Collect Exit

State Bank Collect 08-Jun-2018 [09:15 AM IST]

Select from Educational Institutions

Educational Institutions Name *

LORETO COLLEGE

KIDS LOVEDALE
KINGSTON EDUCATIONAL INSTITUTE
KRISHNA CHANDRA COLLEGE
KRISHNAGAR WOMEN'S COLLEGE ADMISSION
KVA EDUCARE LLP
LORETO COLLEGE
M/S KIDZEE BARASAT
MADHYAMGRAM B.ED. COLLEGE (M.ED COURSE)
MADHYAMGRAM B.ED. COLLEGE(B.ED AND D.E.)
MAGRAHAT COLLEGE
MAHAMMAD MINORITY COLLEGE
MAHARAJA NANDAKUMAR MAHAVIDYALAYA
MAHASIN B.ED. COLLEGE
MAHULASRIRAMKRISHNANTEACHERSTRAINING
MALDACOLLEGE
MAMATA SHANKAR BALLET TROUPE

Mandatory fields are marked with an asterisk (*)

© State Bank of India Privacy Statement | Disclosure | Terms of Use

Step 6: Click on the **Submit** Button

The screenshot displays the State Bank Collect web interface. At the top left is the SBI logo, and at the top right is the 'State Bank Collect' header with an information icon. Below this is a blue navigation bar containing 'State Bank Collect' with a dropdown arrow and 'State Bank Mops'. A breadcrumb trail shows 'State Bank Collect / State Bank Collect', and an 'Exit' button is in the top right. A dark grey bar indicates the date and time: '08-Jun-2018 [09:15 AM IST]'. The main content area has a light blue header 'Select from Educational Institutions'. Below this, the label 'Educational Institutions Name *' is followed by a dropdown menu currently showing 'LORETO COLLEGE'. At the bottom of this section are two buttons: 'Submit' and 'Back'. A blue arrow points from the text 'Step 6: Click on the Submit Button' to the 'Submit' button. A red banner at the bottom of the form area states: 'Mandatory fields are marked with an asterisk (*)'. The footer contains '© State Bank of India' on the left and links for 'Privacy Statement', 'Disclosure', and 'Terms of Use' on the right.

SBI

State Bank Collect

State Bank Collect ▾ State Bank Mops

State Bank Collect / State Bank Collect

Exit

State Bank Collect 08-Jun-2018 [09:15 AM IST]

Select from Educational Institutions

Educational Institutions Name *


LORETO COLLEGE

Submit Back

■ Mandatory fields are marked with an asterisk (*)

© State Bank of India Privacy Statement | Disclosure | Terms of Use


Step 7: Please select Payment Category as **Online Application Fees** and then click Submit



State Bank Collect ▾ State Bank Mops

State Bank Collect / State Bank Collect

State Bank Collect



LORETO C
7, MIDDLETON

Provide details of payment

Select Payment Category *

B.ED Q1
B.Ed Q2 Nov-Dec
B.Ed Q3 Jan-Mar
B.Ed Q4 Apr-Jun
Enrichment Courses
MA 1st Yr Annual Fees
MA 2nd Yr Annual Fees
MA Exam Fees
MA Full Year Fees
MA Q1 July - December
MA Q1-Q2 July - June
MA Q2 January - June
Miscellaneous Payments
Online Application Fees

-- Select Category --

State Bank Collect

Exit

08-Jun-2018 [09:17 AM IST]

Mandatory fields are marked with an asterisk (*)



The payment structure document if available will contain detailed instructions about the online payment process.

Date specified(if any) should be in the format of 'ddmmyyy'. Eg., 02082008

© State Bank of India

Privacy Statement | Disclosure | Terms of Use


Step 8: The Following Form will appear, Kindly fill in the details and Click the Submit Button



State Bank Collect • State Bank Mops

State Bank Collect / State Bank Collect [Exit](#)

State Bank Collect 08-Jun-2018 [09:18 AM IST]



LORETO COLLEGE
7, MIDDLETON ROW, , KOLKATA-700071

Provide details of payment

Select Payment Category *

Online Application Fees

Form Number *

XXXX

Name *

SHRUTI BANERJEE

Date of Birth *

15/6/1999

Father / Mother Name *

M K BANERJEE

Mobile *

9007933554

Application Fees *

300

Fixed:Rs.300

Remarks

- Please enter your correct Form Number
- Fees once paid will not be refunded

Please enter your Name, Date of Birth (For Personal Banking) / Incorporation (For Corporate Banking) & Mobile Number.
This is required to reprint your e-receipt / remittance(PAP) form, if the need arises.

Name *

SHRUTI BANERJEE

Date of Birth / Incorporation*

15/6/1999

Mobile Number *

9007933554

Enter the text as shown in the image *

AA431

AA431



Submit

Reset

Back


- Mandatory fields are marked with an asterisk (*)
- The payment structure document if available will contain detailed instructions about the online payment process.
- Date received if any should be in the format of dd/mm/yy. Ex: 09/06/2009

Step 9: Verify your details and click on the **Confirm Button** to proceed for payment

 Your financial data may be visible to others. [OPEN IN BANK MODE](#) 

State Bank Collect / State Bank Collect [Exit](#)

State Bank Collect 08-Jun-2018 [09:23 AM IST]



LORETO COLLEGE
7, MIDDLETON ROW, , KOLKATA-700071

Verify details and confirm this transaction

Category	Online Application Fees
Form Number	xxxx
Name	SHRUTI BANERJEE
Date of Birth	15/6/1999
Father / Mother Name	M K BANERJEE
Mobile	9007933554
Application Fees	300
Total Amount	INR 300.00
Remarks	

■ Please ensure that you are making the payment to the correct payee.

[Confirm](#) [Cancel](#)

© State Bank of India [Privacy Statement](#) | [Disclosure](#) | [Terms of Use](#)

Step 10: Select the mode of payment. For payment through Net banking / Credit Card / Debit Card, choose your suitable option. **For payment by cash in any State Bank of India branch, click ‘SBI BRANCH’ (red circle)**

NET BANKING


CARD PAYMENT

CASH PAYMENT

State Bank MOPS
Multi Option Payment System

State Bank Collect


Net Banking



State Bank of India
Bank Charges: Rs 11.8
[Click Here](#)



Other Banks Internet Banking
Bank Charges: Rs 17.7
[Click Here](#)

Card Payments


This payment mode is not available between 23:30 hours IST and 00:30 hours IST



State Bank ATM-cum-Debit Card
Bank Charges: Rs 0.0
[Click Here](#)


Other Banks Debit Cards
Bank Charges: Rs 0.0
[Click Here](#)



Credit Cards
Bank Charges: Rs 12.98
[Click Here](#)

Other Payments Modes


SBI Branch
Bank Charges: Rs 59.0
[Click Here](#)


Buddy
Bank Charges: Rs 5.9
[Click Here](#)

UPI is not available between 22:30 hours IST and 23:30 hours IST


UPI
Bank Charges: Rs 11.8
[Not Enabled](#)

© State Bank of India


Site best viewed in I.E 10 +, Mozilla 30 +, Google Chrome 30 +


If you want to pay by cash then select State Bank of India branch, click ‘SBI BRANCH’ (red circle)

State Bank MOPS
Multi Option Payment System

State Bank Collect


Net Banking



State Bank of India
Bank Charges: Rs 11.8
[Click Here](#)



Other Banks Internet Banking
Bank Charges: Rs 17.7
[Click Here](#)

Card Payments


This payment mode is not available between 23:30 hours IST and 00:30 hours IST



State Bank ATM-cum-Debit Card
Bank Charges: Rs 0.0
[Click Here](#)


Other Banks Debit Cards
Bank Charges: Rs 0.0
[Click Here](#)



Credit Cards
Bank Charges: Rs 12.98
[Click Here](#)

Other Payments Modes


SBI Branch
Bank Charges: Rs 59.0
[Click Here](#)


Buddy
Bank Charges: Rs 5.9
[Click Here](#)


UPI is not available between 22:30 hours IST and 23:30 hours IST


UPI
Bank Charges: Rs 11.8
[Not Enabled](#)

© State Bank of India

Site best viewed in IE 10 +, Mozilla 30 +, Google Chrome 30 +

This page is displayed when you want to pay through 'State Bank BRANCH'. Click the link 'Click here to save....' to generate the Pre Acknowledgement Payment Form which, along with the cash shown in the aforesaid Payment Form, will be accepted in any branch of State Bank of India. A sample of the Pre Acknowledgement Payment Form is shown in the next page. **Click on the PDF icon shown in red to download the challan**

State Bank Collect

State Bank Collect ▾ State Bank Mops

State Bank Collect / State Bank CollectExit


State Bank Collect08-Jun-2018 [09:32 AM IST]

Payment details captured successfully.

Please print & submit the Pre Acknowledgement Payment form to the Branch for payment.

Payment Details :

SBCollect Reference Number	DU90987554
Category	Online Application Fees
Form Number	123
Name	Samik
Date of Birth	3/2/1987
Father / Mother Name	M K BANERJEE
Mobile	9007938558
Application Fees	300
Transaction Charge	INR 59.00
Total Amount	INR 359.00
Remarks	

 [Click here to save the Pre-Acknowledgement Form in PDF](#)

[Return to State Bank Collect Home Page](#)

© State Bank of IndiaPrivacy Statement | Disclosure | Terms of Use



Depositor Copy

Pre Acknowledgement Payment(PAP) Form for Payment through any SBI Branch

Date: 08-06-2018

Beneficiary/Remittance Details		
State Bank Collect Reference No.	DU90987554	
Beneficiary:	LORETO COLLEGE	
Category:	Online Application Fees	
Last Date of Payment:	31-07-2018 23:45	
Remitter	Samik	
	Rs	
Collection Amount		300.00
Commission		59.00
Total (Rupees Three Hundred Fifty Nine Only)		359.00
Details of Cash / Cheques	Rs	p
Total Rs		

Instructions for Depositor: This is not an e-receipt. After payment, please visit www.onlinesbi.com > 'State Bank Collect' and click on the hyperlink at the bottom of the page to generate the e-receipt.

(To be Filled in by the Bank)

Journal No: DU90987554

Branch Name: _____

Branch Code: Deposit Date:

Branch Stamp

Authorised Signatory



Branch Copy

Pre Acknowledgement Payment(PAP) Form for Payment through any SBI Branch

Branch Teller: Use SCR 008765 Deposit > Fee Collection > State Bank Collect

Date: 08-06-2018

Beneficiary/Remittance Details	
State Bank Collect Reference No.	DU90987554
Beneficiary:	LORETO COLLEGE
Category:	Online Application Fees
Last Date of Payment:	31-07-2018 23:45
Remitter	Samik
	Rs
Collection Amount	300.00
Commission	59.00
Total (Rupees Three Hundred Fifty Nine Only)	359.00

Mode of Payment (Choose Either Cash / Cheque)

Cash ☐ PAN:

Please quote your PAN for Cash remittance >= Rs. 50,000

Cash Notes	Amount	
	Rs	p
*2000		
*500		
*100		
*50		
*20		
*10		
Coins		
Total Rs		

Cheque ☐

Cheque No: _____ Cheque Date: _____

Drawee Bank: State Bank of India (other bank cheques not accepted under PAP)

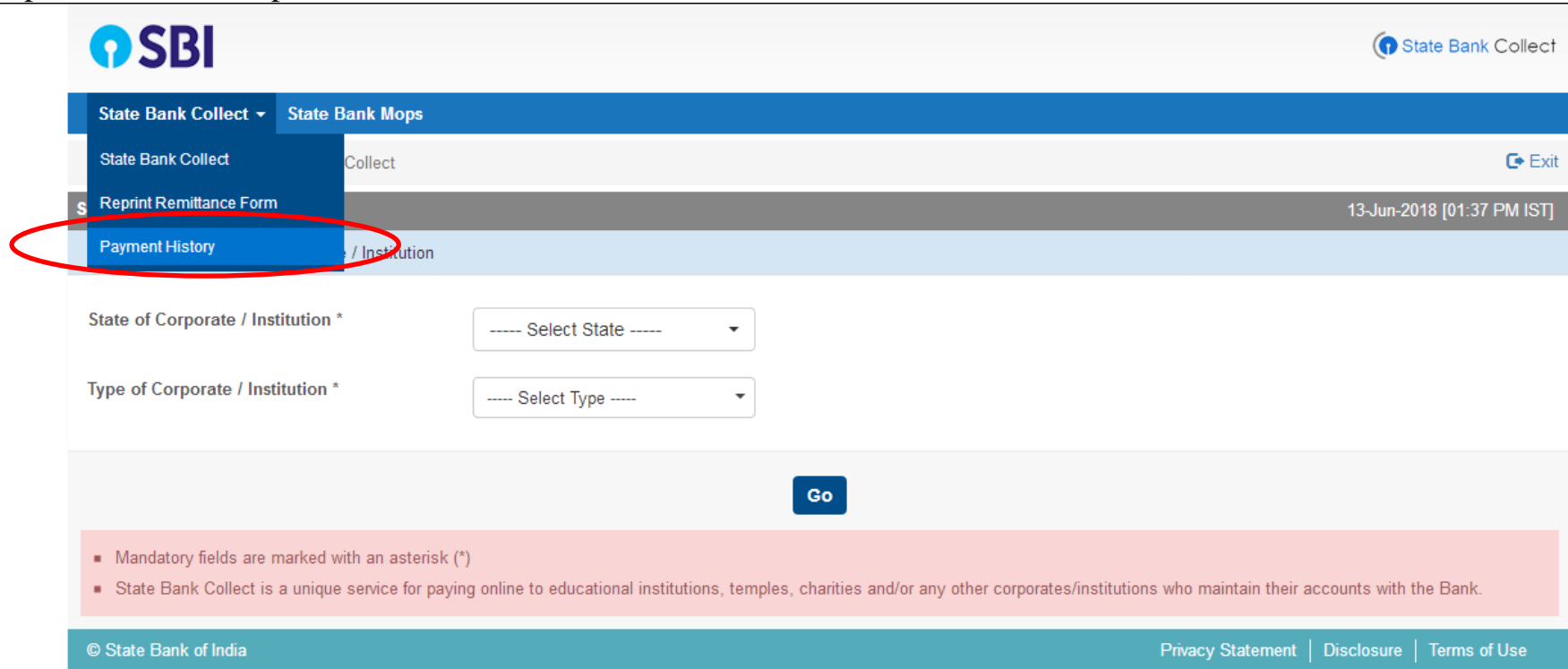
Branch: _____

Signature of the Depositor

Space for Bank use

Branch Stamp

To Reprint Online Receipt: CLICK ON PAYMENT HISTORY



The screenshot displays the SBI State Bank Collect interface. At the top left is the SBI logo, and at the top right is the 'State Bank Collect' logo. A blue navigation bar contains 'State Bank Collect' and 'State Bank Mops'. Below this, a sidebar menu lists 'State Bank Collect', 'Reprint Remittance Form', and 'Payment History', with the latter being highlighted by a red circle. The main content area shows a header with '13-Jun-2018 [01:37 PM IST]' and an 'Exit' button. Below the header are two dropdown menus: 'State of Corporate / Institution *' with the text '----- Select State -----' and 'Type of Corporate / Institution *' with the text '----- Select Type -----'. A blue 'Go' button is positioned below these menus. A pink informational box contains two bullet points: 'Mandatory fields are marked with an asterisk (*)' and 'State Bank Collect is a unique service for paying online to educational institutions, temples, charities and/or any other corporates/institutions who maintain their accounts with the Bank.' The footer includes '© State Bank of India' on the left and 'Privacy Statement | Disclosure | Terms of Use' on the right.

State Bank Collect

State Bank Mops

State Bank Collect

Reprint Remittance Form

Payment History

13-Jun-2018 [01:37 PM IST]

Exit

State of Corporate / Institution *

----- Select State -----

Type of Corporate / Institution *

----- Select Type -----

Go

- Mandatory fields are marked with an asterisk (*)
- State Bank Collect is a unique service for paying online to educational institutions, temples, charities and/or any other corporates/institutions who maintain their accounts with the Bank.

© State Bank of India

Privacy Statement | Disclosure | Terms of Use

javascript:callURL('/sbicollect/sbclink/paymenthistory.htm')

To print e-receipt, click 'INB Reference Number' option and fill in the 'DU Reference Number' as seen in your 'Pre Acknowledgement Payment Form' and your Date of Birth / Mobile Number. Click the 'Go' button and print the e-receipt.

State Bank Collect

08-Jun-2018 [09:42 AM IST]

☐ Select a date range to view details of previous payments

Date of Birth *

(Date provided at the time of making payment)

Mobile Number(Enter 10 - digit) *

(Mobile Number provided at the time of making payment)

Start Date *

End Date *

8/6/2018

☒ Enter the INB Reference Number (Starting with 'DU') & DOB/Mobile Number to view a specific payment

DU Reference Number *

DU98452123

(As appearing in your pass book/statement in the narration pertaining to the transaction)

Date of Birth *

3/6/1999

(Date provided at the time of making payment)

OR

Mobile Number(Enter 10 - digit) *

(Mobile Number provided at the time of making payment)

Enter the text as shown in the image *

12B8A|

12B8A

Go