

Step 1: Select the red-marked checkbox and click 'Proceed'



**Products & Services** [Know More](#)

**STATE BANK COLLECT**  
A MULTI-MODAL PAYMENT PORTAL

**DISCLAIMER CLAUSE**

डिस्क्लेमर क्लॉज़ हिंदी में देखने हेतु [यहां क्लिक करें](#).  
[Click here](#) to view the disclaimer clause in Hindi.

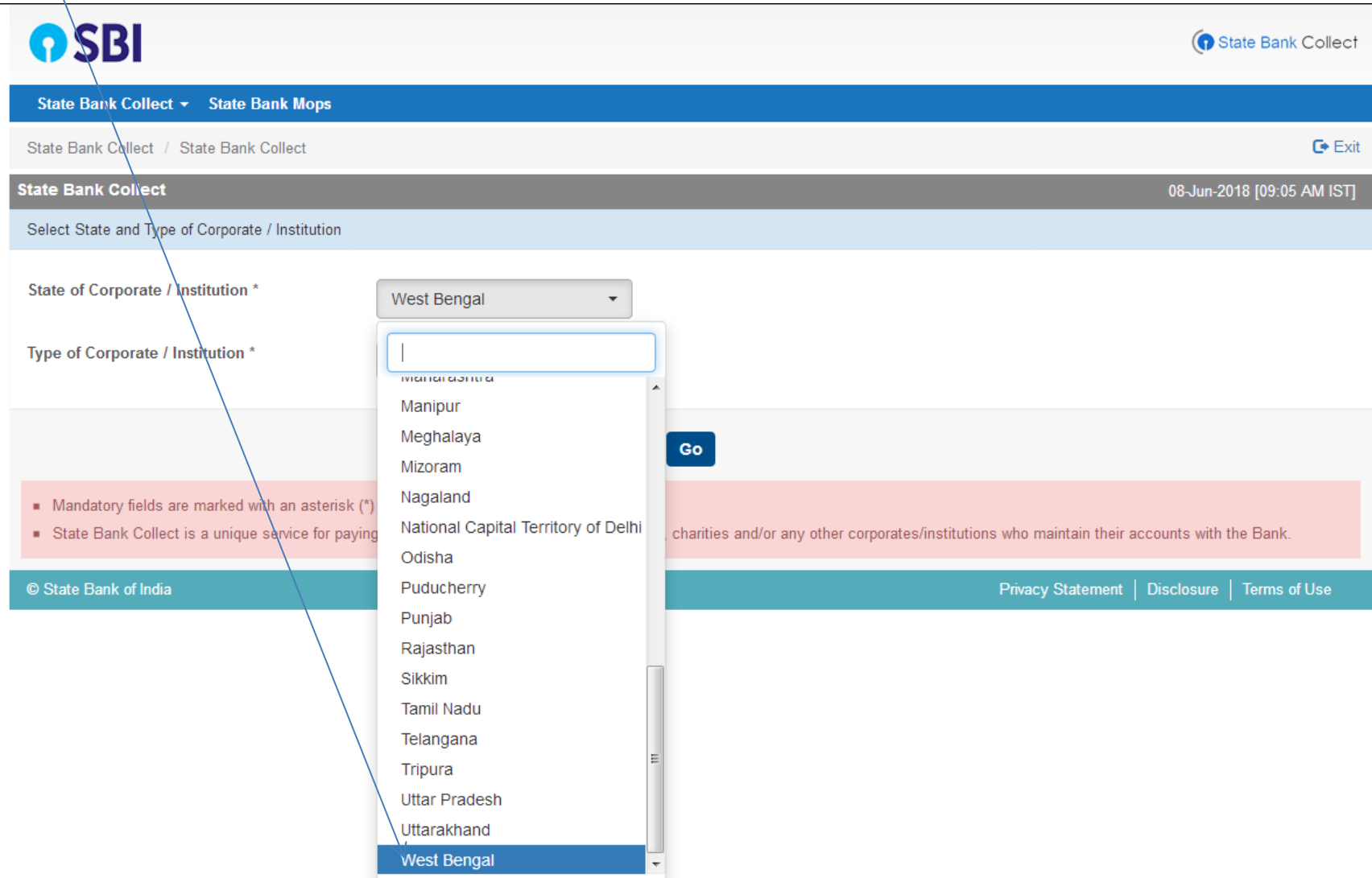
**Terms Used:**

- ▶ **Corporate Customer:** Firm/Company/Institution (F/C/I) collecting payment from their beneficiaries.
- ▶ **User:** The beneficiary making a payment to F/C/I for the services/goods availed.
- ▶ Bank shall not be responsible, in any way, for the quality or merchantability of any product/merchandise or any of the services related thereto, whatsoever, offered to the User by the Corporate Customer. Any disputes regarding the same or delivery of the Service or otherwise will be settled between Corporate Customer and the User and Bank shall not be a party to any such dispute. Any request for refund by the User on any grounds whatsoever should be taken up directly with the Corporate Customer and the Bank will not be concerned with such a request.
- ▶ Bank takes no responsibility in respect of the services provided and User shall not be entitled to make any claim against the Bank for deficiency in the services provided by the Corporate Customer.
- ▶ The User shall not publish, display, upload or transmit any information prohibited under Rule 3(2) of the Information Technology (Intermediaries guidelines) Rules, 2011.
- ▶ In case of non-compliance of the terms and conditions of usage by the User, the Bank has the right to immediately terminate the access or usage rights of the User to the computer resource of the Bank and remove the non-compliant information.

☒ I have read and accepted the terms and conditions stated above.  
(Click Check Box to proceed for payment.)

**Proceed**

## Step 2: Select the State as **West Bengal**



The screenshot shows the SBI State Bank Collect web interface. At the top, the SBI logo is on the left, and 'State Bank Collect' is on the right. Below this is a blue navigation bar with 'State Bank Collect' and 'State Bank Mops'. A breadcrumb trail shows 'State Bank Collect / State Bank Collect' with an 'Exit' link. A grey header bar displays 'State Bank Collect' and the date/time '08-Jun-2018 [09:05 AM IST]'. The main content area has a light blue header 'Select State and Type of Corporate / Institution'. Below this are two required fields: 'State of Corporate / Institution \*' and 'Type of Corporate / Institution \*'. The 'State of Corporate / Institution \*' dropdown menu is open, showing a list of Indian states and territories. 'West Bengal' is highlighted at the bottom of the list. A blue 'Go' button is to the right of the dropdown. A red notice box contains two bullet points: 'Mandatory fields are marked with an asterisk (\*)' and 'State Bank Collect is a unique service for paying charities and/or any other corporates/institutions who maintain their accounts with the Bank.' The footer includes '© State Bank of India' on the left and 'Privacy Statement | Disclosure | Terms of Use' on the right.

SBI

State Bank Collect

State Bank Collect ▾ State Bank Mops

State Bank Collect / State Bank Collect [Exit](#)

State Bank Collect 08-Jun-2018 [09:05 AM IST]

Select State and Type of Corporate / Institution

State of Corporate / Institution \*

Type of Corporate / Institution \*

West Bengal

Go

- Mandatory fields are marked with an asterisk (\*)
- State Bank Collect is a unique service for paying charities and/or any other corporates/institutions who maintain their accounts with the Bank.

© State Bank of India

[Privacy Statement](#) | [Disclosure](#) | [Terms of Use](#)

### Step 3: Select the Type of Institution as **Educational Institution**

The screenshot displays the SBI State Bank Collect portal. At the top, the SBI logo is on the left, and 'State Bank Collect' is on the right. Below this is a blue navigation bar with 'State Bank Collect' and 'State Bank Mops'. A breadcrumb trail shows 'State Bank Collect / State Bank Collect' with an 'Exit' link. A dark grey bar contains 'State Bank Collect' and the timestamp '08-Jun-2018 [09:05 AM IST]'. A light blue bar prompts 'Select State and Type of Corporate / Institution'. The main form area has two dropdown menus: 'State of Corporate / Institution \*' set to 'West Bengal' and 'Type of Corporate / Institution \*' set to 'Educational Institutions'. The 'Type of Corporate / Institution \*' dropdown is open, showing a list of options: '----- Select Type -----', 'Charitable Institutions', 'Commercial Services', 'Educational Institutions' (highlighted in blue), 'Govt Department', 'Hospital', 'Industry', 'Merchant', 'Others', 'PSU - PUBLIC SECTOR UNDERTAKING', and 'Recruitment'. A red box highlights the first two items in the list. A 'Go' button is to the right of the dropdowns. A red banner at the bottom of the form area contains the text: 'Mandatory fields are marked with an asterisk (\*)', 'State Bank Collect is a unique service for paying', and 's, charities and/or any other corporates/institutions who maintain their accounts with the Bank.' The footer includes '© State Bank of India' on the left and 'Privacy Statement | Disclosure | Terms of Use' on the right.

SBI State Bank Collect

State Bank Collect ▾ State Bank Mops

State Bank Collect / State Bank Collect [Exit](#)

State Bank Collect 08-Jun-2018 [09:05 AM IST]

Select State and Type of Corporate / Institution

State of Corporate / Institution \* West Bengal ▾

Type of Corporate / Institution \* Educational Institutions ▾

----- Select Type -----

- Charitable Institutions
- Commercial Services
- Educational Institutions**
- Govt Department
- Hospital
- Industry
- Merchant
- Others
- PSU - PUBLIC SECTOR UNDERTAKING
- Recruitment

Go

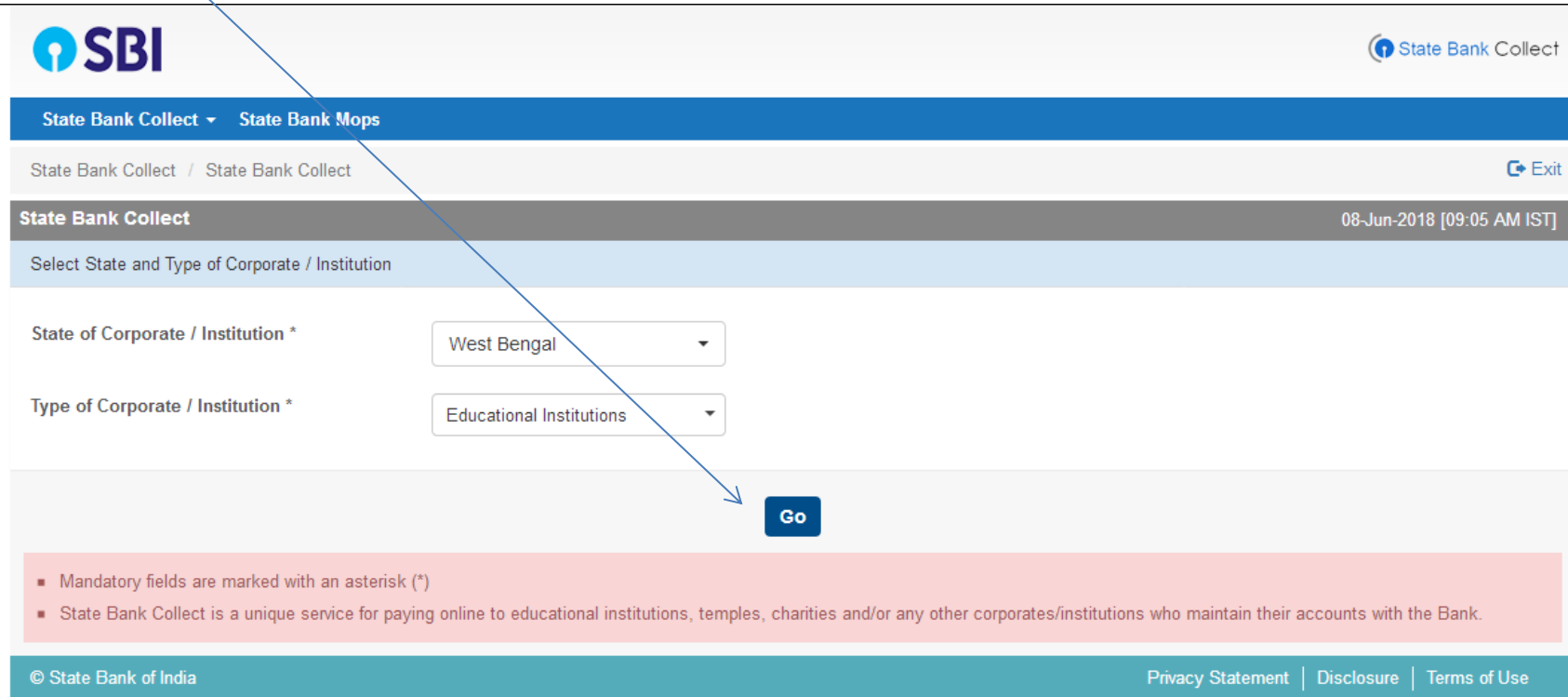
■ Mandatory fields are marked with an asterisk (\*)

■ State Bank Collect is a unique service for paying

s, charities and/or any other corporates/institutions who maintain their accounts with the Bank.

© State Bank of India Privacy Statement | Disclosure | Terms of Use

#### Step 4: Click on the Go Button



The screenshot shows the SBI State Bank Collect interface. At the top left is the SBI logo. At the top right is the text 'State Bank Collect'. Below this is a blue navigation bar with 'State Bank Collect' and 'State Bank Mops'. Underneath is a breadcrumb trail 'State Bank Collect / State Bank Collect' and an 'Exit' button. A dark grey bar shows the date and time '08-Jun-2018 [09:05 AM IST]'. Below this is a light blue bar with the text 'Select State and Type of Corporate / Institution'. The main form area has two dropdown menus: 'State of Corporate / Institution \*' with 'West Bengal' selected, and 'Type of Corporate / Institution \*' with 'Educational Institutions' selected. A blue 'Go' button is positioned below these menus, with a blue arrow pointing to it from the text 'Step 4: Click on the Go Button'. Below the form is a pink notice box with two bullet points: 'Mandatory fields are marked with an asterisk (\*)' and 'State Bank Collect is a unique service for paying online to educational institutions, temples, charities and/or any other corporates/institutions who maintain their accounts with the Bank.' The footer is a teal bar with '© State Bank of India' on the left and 'Privacy Statement | Disclosure | Terms of Use' on the right.

**SBI** State Bank Collect

State Bank Collect ▾ State Bank Mops

State Bank Collect / State Bank Collect [Exit](#)

**State Bank Collect** 08-Jun-2018 [09:05 AM IST]

Select State and Type of Corporate / Institution

State of Corporate / Institution \*

Type of Corporate / Institution \*

**Go**

- Mandatory fields are marked with an asterisk (\*)
- State Bank Collect is a unique service for paying online to educational institutions, temples, charities and/or any other corporates/institutions who maintain their accounts with the Bank.

© State Bank of India Privacy Statement | Disclosure | Terms of Use

Step 5: Select Education Institution Name as **Loreto College** from the list

The screenshot displays the State Bank Collect portal interface. At the top, the SBI logo is on the left, and 'State Bank Collect' is on the right. Below this is a blue navigation bar with 'State Bank Collect' and 'State Bank Mops'. A breadcrumb trail shows 'State Bank Collect / State Bank Collect', and an 'Exit' button is on the right. A grey bar indicates the date and time: '08-Jun-2018 [09:15 AM IST]'. The main content area has a header 'Select from Educational Institutions'. Below this is a form field labeled 'Educational Institutions Name \*' with a dropdown menu. The dropdown is open, showing a list of institutions. 'LORETO COLLEGE' is highlighted in blue. A blue arrow points from the text 'Loreto College' in the step instruction to this highlighted option. A red message box states 'Mandatory fields are marked with an asterisk (\*)'. The footer contains '© State Bank of India' and links for 'Privacy Statement', 'Disclosure', and 'Terms of Use'.

State Bank Collect   State Bank Mops

State Bank Collect / State Bank Collect   Exit

State Bank Collect   08-Jun-2018 [09:15 AM IST]

Select from Educational Institutions

Educational Institutions Name \*

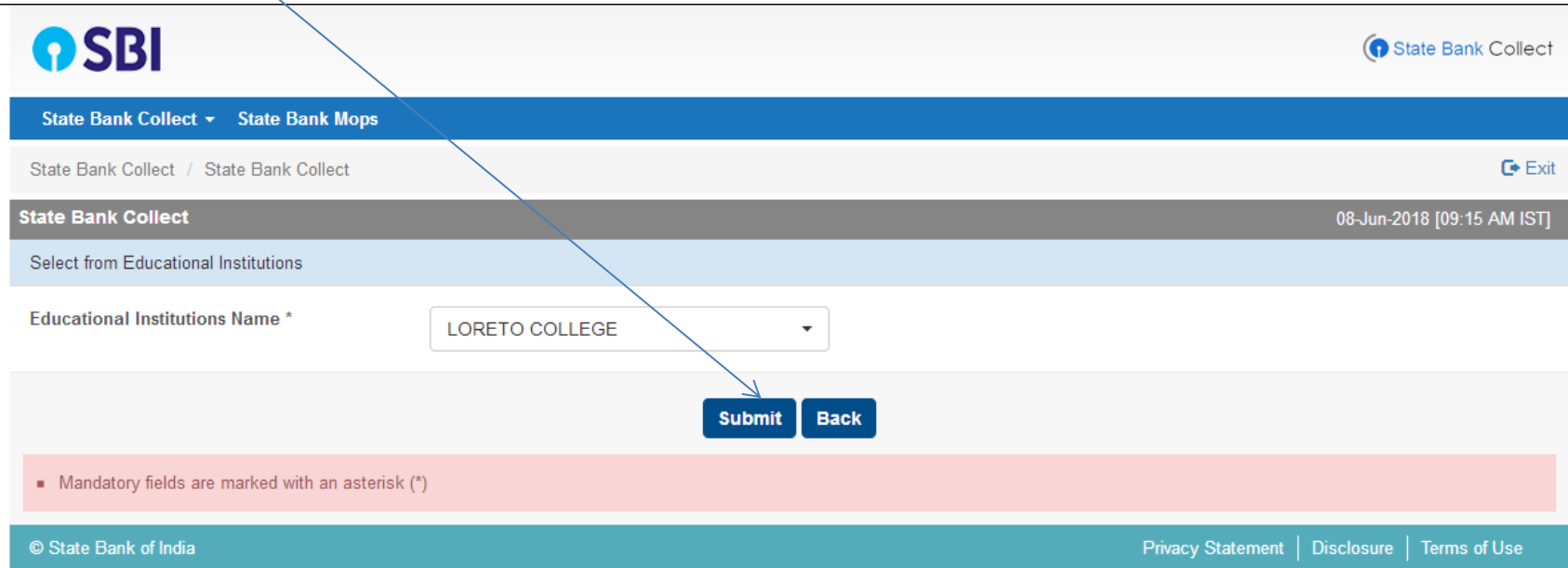
LORETO COLLEGE

KIDS LOVEDALE  
KINGSTON EDUCATIONAL INSTITUTE  
KRISHNA CHANDRA COLLEGE  
KRISHNAGAR WOMEN'S COLLEGE ADMISSION  
KVA EDUCARE LLP  
**LORETO COLLEGE**  
M/S KIDZEE BARASAT  
MADHYAMGRAM B.ED. COLLEGE (M.ED COURSE)  
MADHYAMGRAM B.ED. COLLEGE(B.ED AND D.E.)  
MAGRAHAT COLLEGE  
MAHAMMAD MINORITY COLLEGE  
MAHARAJA NANDAKUMAR MAHAVIDYALAYA  
MAHASIN B.ED. COLLEGE  
MAHULASRIRAMKRISHNANTEACHERSTRAINING  
MALDACOLLEGE  
MAMATA SHANKAR BALLET TROUPE

Mandatory fields are marked with an asterisk (\*)

© State Bank of India   Privacy Statement | Disclosure | Terms of Use

Step 6: Click on the **Submit** Button



The screenshot displays the State Bank Collect portal interface. At the top left is the SBI logo, and at the top right is the 'State Bank Collect' header. Below this is a blue navigation bar with 'State Bank Collect' and 'State Bank Mops'. A breadcrumb trail shows 'State Bank Collect / State Bank Collect' with an 'Exit' link. A dark grey bar indicates the date and time: '08-Jun-2018 [09:15 AM IST]'. The main content area has a light blue header 'Select from Educational Institutions'. Below this is a form with the label 'Educational Institutions Name \*' and a dropdown menu currently showing 'LORETO COLLEGE'. At the bottom of the form are two buttons: 'Submit' and 'Back'. A blue arrow points from the text 'Step 6: Click on the Submit Button' to the 'Submit' button. A red banner at the bottom of the form states: 'Mandatory fields are marked with an asterisk (\*)'. The footer contains '© State Bank of India' and links for 'Privacy Statement', 'Disclosure', and 'Terms of Use'.

SBI

State Bank Collect

State Bank Collect ▾ State Bank Mops

State Bank Collect / State Bank Collect [Exit](#)

State Bank Collect 08-Jun-2018 [09:15 AM IST]

Select from Educational Institutions

Educational Institutions Name \*

[Submit](#) [Back](#)

■ Mandatory fields are marked with an asterisk (\*)

© State Bank of India [Privacy Statement](#) | [Disclosure](#) | [Terms of Use](#)

**Please generate temporary admission receipt to get your Bill Book No. and then make the online payments.**

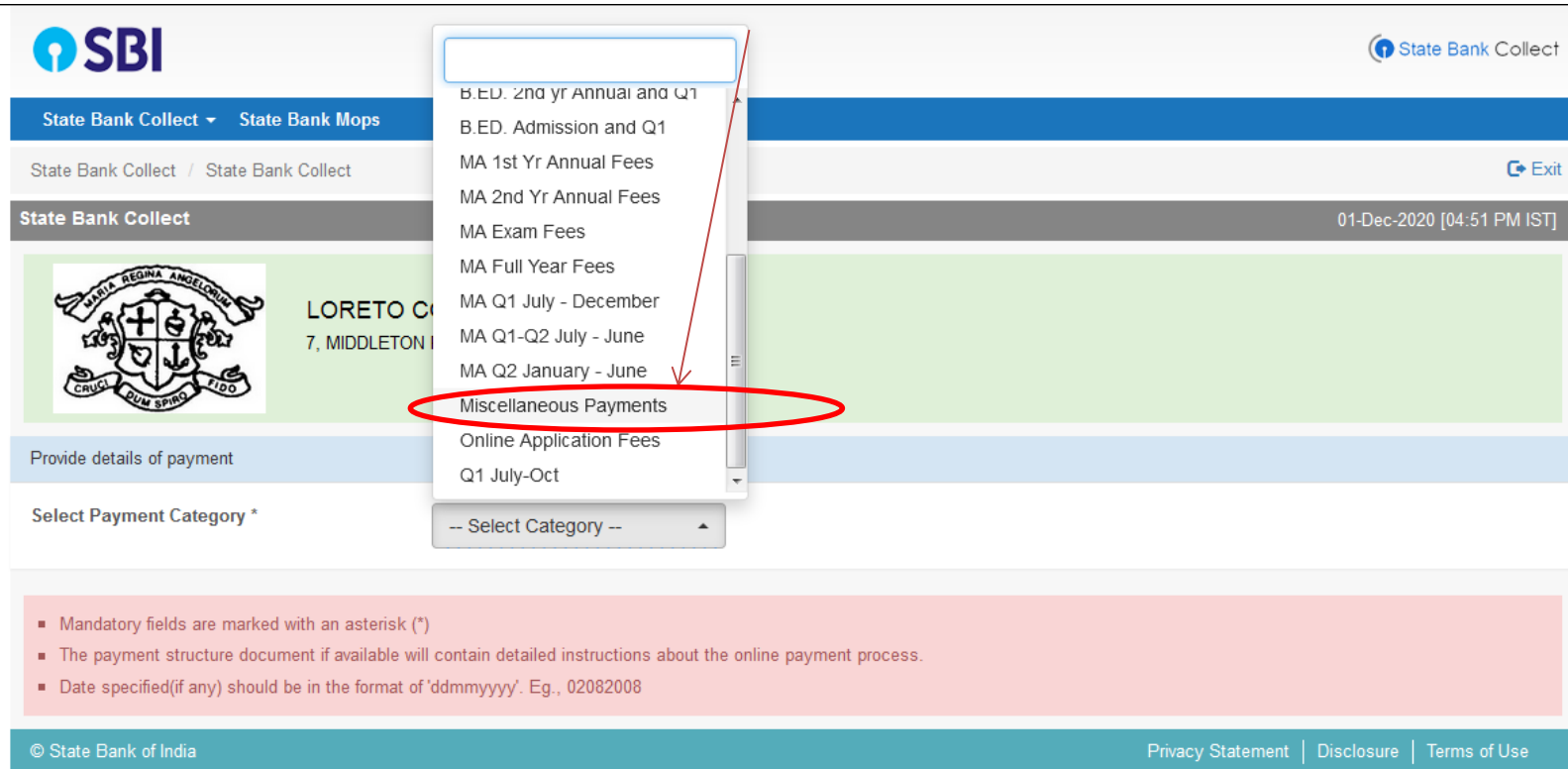
**You are required to make the payment under the category:**

- **Miscellaneous Payments**

**Please pay the exact amount mentioned on the Temporary Admission Receipt**

- **Rs. 17,300/- for C.U. students**
- **Rs. 17,500/- for Non C.U. students**

Step 7: Please select Payment Category as **Miscellaneous Payments** and then click Submit



The screenshot displays the State Bank Collect payment interface. At the top, the SBI logo and 'State Bank Collect' text are visible. Below the header, there's a navigation bar with 'State Bank Collect' and 'State Bank Mops'. The main content area shows a school logo for 'LORETO C...' and a dropdown menu for 'Select Payment Category \*'. The dropdown menu is open, listing various payment categories. 'Miscellaneous Payments' is highlighted with a red circle and a red arrow pointing to it. Below the dropdown, there's a section with mandatory field instructions and a footer with copyright and privacy information.

State Bank Collect

State Bank Mops

State Bank Collect / State Bank Collect

State Bank Collect

01-Dec-2020 [04:51 PM IST]

LORETO C...

7, MIDDLETON I...

Provide details of payment

Select Payment Category \*

-- Select Category --

- B.ED. 2nd yr Annual and Q1
- B.ED. Admission and Q1
- MA 1st Yr Annual Fees
- MA 2nd Yr Annual Fees
- MA Exam Fees
- MA Full Year Fees
- MA Q1 July - December
- MA Q1-Q2 July - June
- MA Q2 January - June
- Miscellaneous Payments**
- Online Application Fees
- Q1 July-Oct

■ Mandatory fields are marked with an asterisk (\*)

■ The payment structure document if available will contain detailed instructions about the online payment process.


■ Date specified(if any) should be in the format of 'ddmmyyy'. Eg., 02082008

© State Bank of India

Privacy Statement | Disclosure | Terms of Use



Step 8: The Following Form will appear, Kindly fill in the details and Click the Submit Button


	<b>LORETO COLLEGE</b> 7, MIDDLETON ROW, , KOLKATA-700071
-----------------------------------------------------------------------------------	-------------------------------------------------------------

Provide details of payment

Select Payment Category *	Miscellaneous Payments
Student Name *	ABCCD
Bill Book No *	PG108
Class	MA
Mobile	1234567895
Miscellaneous Payment *	17300
	MA Admission 2020-2022
Remarks	

♦ Make all partial payments using this option

Please enter your Name, Date of Birth (For Personal Banking) / Incorporation (For Corporate Banking) & Mobile Number.  
This is required to reprint your e-receipt / remittance(PAP) form, if the need arises.


Name *	
Date Of Birth / Incorporation *	
Mobile Number *	
Email Id	

## Note:

<b><u>Fees Structure (M.A. in English)</u></b>		
<b>Admission Fees</b>	Rs.	3000.00
<b>Registration (for Migrating Students only)</b>	Rs.	200.00
<b>Session Fees -I (6 months)</b>	Rs.	8300.00
<b><u>Tuition Fees</u></b>		
<b>Tuition Fees @Rs.1000/-p.m. x 6 months</b>	Rs.	6000.00
<b>Total Fees for Session- I</b>	Rs.	<b>17500.00</b>

- ✓ C.U Students have to pay Rs. 17,300/-
- ✓ Non C.U. students have to pay Rs. 17,500/-


Step 9: Verify your details and click on the **Confirm Button** to proceed for payment

State Bank Collect

State Bank Collect ▾ State Bank Mops

State Bank Collect / State Bank Collect [Exit](#)

State Bank Collect01-Dec-2020 [04:59 PM IST]



**LORETO COLLEGE**  
7, MIDDLETON ROW, , KOLKATA-700071

Verify details and confirm this transaction

Category	Miscellaneous Payments
Student Name	ABCCD
Bill Book No	PG108
Class	MA
Mobile	1234567895
Miscellaneous Payment	17300
Total Amount	INR 17,300.00
Remarks	MA Admission 2020-2022

■ Please ensure that you are making the payment to the correct payee.

Confirm

Cancel

© State Bank of IndiaPrivacy Statement | Disclosure | Terms of Use

Step 10: Select the mode of payment. For payment through Net banking / Credit Card / UPI, choose your suitable option. For payment by cash in any State Bank of India branch, click ‘SBI BRANCH’

**Note: Please use Net Banking / Debit /Credit Card / Cash / UPI options**

**NET BANKING**

**CARD PAYMENT**

**CASH PAYMENT**

**UPI**



The screenshot displays the 'STATE BANK COLLECT MULTI OPTION PAYMENT SYSTEM' interface. It is organized into three main sections: 'Net Banking', 'Card Payments', and 'Other Payments Modes'. The 'Net Banking' section includes 'State Bank of India' (Bank Charges: Rs 11.8) and 'Other Banks Internet Banking' (Bank Charges: Rs 17.7). The 'Card Payments' section includes 'State Bank ATM-cum-Debit Card' (Bank Charges: Rs 0.0), 'Prepaid Card' (Bank Charges: —, NOT ENABLED), 'Other Bank Debit Cards' (Bank Charges: Rs 0.0), 'Foreign Card' (Bank Charges: —, NOT ENABLED), and 'Credit Cards' (Bank Charges: Rs 150.33). The 'Other Payments Modes' section includes 'UPI' (Bank Charges: Rs 0.0), 'NEFT/RTGS' (Bank Charges: Rs 15.0), and 'SBI Branch' (Bank Charges: Rs 55.0). Arrows from the labels 'NET BANKING', 'CARD PAYMENT', 'CASH PAYMENT', and 'UPI' point to the corresponding options in the interface.

Payment Mode	Bank Charges	Status
State Bank of India (Net Banking)	Rs 11.8	Available
Other Banks Internet Banking (Net Banking)	Rs 17.7	Available
State Bank ATM-cum-Debit Card (Card Payments)	Rs 0.0	Available
Prepaid Card (Card Payments)	—	NOT ENABLED
Other Bank Debit Cards (Card Payments)	Rs 0.0	Available
Foreign Card (Card Payments)	—	NOT ENABLED
Credit Cards (Card Payments)	Rs 150.33	Available
UPI (Other Payments Modes)	Rs 0.0	Available
NEFT/RTGS (Other Payments Modes)	Rs 15.0	Available
SBI Branch (Other Payments Modes)	Rs 55.0	Available


**If you want to pay by cash then select State Bank of India branch, click ‘SBI BRANCH’ (red circle)**






**STATE BANK COLLECT MULTI OPTION PAYMENT SYSTEM**

**Net Banking**

 <b>State Bank of India</b> Bank Charges: Rs 11.8 <a href="#">CLICK HERE</a>	 <b>Other Banks Internet Banking</b> Bank Charges: Rs 17.7 <a href="#">CLICK HERE</a>
------------------------------------------------------------------------------------------------------------------------------------------------------------------------	-----------------------------------------------------------------------------------------------------------------------------------------------------------------------------------




**Card Payments**

 This payment mode is not available between 23:30 hours IST and 00:30 hours IST


 <b>State Bank ATM-Debit Card</b> Bank Charges: Rs 0.0 <a href="#">CLICK HERE</a>	 <b>Other Bank Debit Cards</b> Bank Charges: Rs 0.0 <a href="#">CLICK HERE</a>	 <b>Credit Cards</b> Bank Charges: Rs 150.33 <a href="#">CLICK HERE</a>
 <b>Prepaid Card</b> Bank Charges: — <b>NOT ENABLED</b>	 <b>Foreign Card</b> Bank Charges: — <b>NOT ENABLED</b>	

**Other Payments Modes**

UPI is not available between 22:30 hours IST and 23:30 hours IST

 <b>UPI</b> Bank Charges: Rs 0.0 <a href="#">CLICK HERE</a>	 <b>NEFT/RTGS</b> Bank Charges: Rs 15.0 <a href="#">CLICK HERE</a>	 <b>SBI Branch</b> Bank Charges: Rs 59.0 <a href="#">CLICK HERE</a>
---------------------------------------------------------------------------------------------------------------------------------------------------------	------------------------------------------------------------------------------------------------------------------------------------------------------------------	-------------------------------------------------------------------------------------------------------------------------------------------------------------------

This page is displayed when you want to pay through 'State Bank BRANCH'. Click the link 'Click here to save....' to generate the Pre Acknowledgement Payment Form which, along with the cash shown in the aforesaid Payment Form, will be accepted in any branch of State Bank of India. A sample of the Pre Acknowledgement Payment Form is shown in the next page. **Click on the PDF icon shown in red to download the challan**

State Bank Collect

State Bank Collect ▾ State Bank Mops

State Bank Collect / State Bank CollectExit


State Bank Collect08-Jun-2018 [09:32 AM IST]

Payment details captured successfully.

Please print & submit the Pre Acknowledgement Payment form to the Branch for payment.

Payment Details :

SBCollect Reference Number	DU90987554
Category	Online Application Fees
Form Number	123
Name	Samik
Date of Birth	3/2/1987
Father / Mother Name	M K BANERJEE
Mobile	9007938558
Application Fees	300
Transaction Charge	INR 59.00
Total Amount	INR 359.00
Remarks	

 [Click here to save the Pre-Acknowledgement Form in PDF](#)

[Return to State Bank Collect Home Page](#)

© State Bank of IndiaPrivacy Statement | Disclosure | Terms of Use



Depositor Copy

Pre Acknowledgement Payment(PAP) Form for Payment through any SBI Branch

Date: 08-06-2018

Beneficiary/Remittance Details		
State Bank Collect Reference No.	DU90987554	
Beneficiary:	LORETO COLLEGE	
Category:	Online Application Fees	
Last Date of Payment:	31-07-2018 23:45	
Remitter	Samik	
	Rs	
Collection Amount		300.00
Commission		59.00
Total (Rupees Three Hundred Fifty Nine Only)		359.00
<b>Details of Cash / Cheques</b>	<b>Rs</b>	<b>p</b>
<b>Total Rs</b>		

Instructions for Depositor: This is not an e-receipt. After payment, please visit [www.onlinesbi.com](http://www.onlinesbi.com) > 'State Bank Collect' and click on the hyperlink at the bottom of the page to generate the e-receipt.

(To be Filled in by the Bank)

Journal No: DU90987554

Branch Name: \_\_\_\_\_

Branch Code: Deposit Date: 

Branch Stamp

Authorised Signatory



Branch Copy

Pre Acknowledgement Payment(PAP) Form for Payment through any SBI Branch

Branch Teller: Use SCR 008765 Deposit &gt; Fee Collection &gt; State Bank Collect

Date: 08-06-2018

Beneficiary/Remittance Details	
State Bank Collect Reference No.	DU90987554
Beneficiary:	LORETO COLLEGE
Category:	Online Application Fees
Last Date of Payment:	31-07-2018 23:45
Remitter	Samik
	Rs
Collection Amount	300.00
Commission	59.00
Total (Rupees Three Hundred Fifty Nine Only)	359.00

Mode of Payment (Choose Either Cash / Cheque)

Cash ☐ PAN: 

Please quote your PAN for Cash remittance &gt;= Rs. 50,000

Cash Notes	Amount	
	Rs	p
*2000		
*500		
*100		
*50		
*20		
*10		
Coins		
<b>Total Rs</b>		

Cheque ☐

Cheque No: \_\_\_\_\_ Cheque Date: \_\_\_\_\_

Drawee Bank: State Bank of India (other bank cheques not accepted under PAP)



Branch: \_\_\_\_\_

Signature of the Depositor

Space for Bank use

Branch Stamp

## To Reprint Online Receipt: CLICK ON PAYMENT HISTORY



State Bank Collect ▾

State Bank Mops

State Bank Collect

Collect

Exit

S

Reprint Remittance Form

13-Jun-2018 [01:37 PM IST]

Payment History

/ Institution

State of Corporate / Institution \*

----- Select State ----- ▾

Type of Corporate / Institution \*

----- Select Type ----- ▾

Go

■ Mandatory fields are marked with an asterisk (\*)

■ State Bank Collect is a unique service for paying online to educational institutions, temples, charities and/or any other corporates/institutions who maintain their accounts with the Bank.

© State Bank of India

Privacy Statement | Disclosure | Terms of Use

javascript:callURL('/sbicollect/sbclink/paymenthistory.htm')



To print e-receipt, click 'INB Reference Number' option and fill in the 'DU Reference Number' as seen in your 'Pre Acknowledgement Payment Form' and your Date of Birth / Mobile Number. Click the 'Go' button and print the e-receipt.

State Bank Collect

08-Jun-2018 [09:42 AM IST]

☐ Select a date range to view details of previous payments

Date of Birth \*

(Date provided at the time of making payment)

Mobile Number(Enter 10 - digit) \*

(Mobile Number provided at the time of making payment)

Start Date \*

End Date \*

8/6/2018

☒ Enter the INB Reference Number (Starting with 'DU') & DOB/Mobile Number to view a specific payment

DU Reference Number \*

DU98452123

(As appearing in your pass book/statement in the narration pertaining to the transaction)

Date of Birth \*

3/6/1999

(Date provided at the time of making payment)

OR

Mobile Number(Enter 10 - digit) \*

(Mobile Number provided at the time of making payment)

Enter the text as shown in the image \*

12B8A|

12B8A

Go