

***Fees Payment Steps for Students short listed on the merit list only***

***Please Note: These steps are only for those candidates whose name appear on the merit list***

- 1) Payment should be made only after you are given the Temporary Admission Receipt***
- 2) The amount as mentioned on the Temporary Admission Receipt should be paid***
- 3) Payment should be made within the stipulated time***
- 4) The Bill Book No as given on the Temporary Admission Receipt should be correctly mentioned while making the payment***


***Please follow the steps carefully, in case of any confusion write to:***

***[loretocollegeadmissions@gmail.com](mailto:loretocollegeadmissions@gmail.com)***

***Payment Link: <https://www.onlinesbi.sbi/sbicollect/icollecthome.htm?corpID=639858>***

## ***Fees Payment Steps for Students short listed on the merit list only***


**SELECT M.A. / M.Sc. Psychology Admission and Semester-1 option (the last option in the list)**




SB Collect

[HOME](#) [TRANSACTION HISTORY](#) [FAQ'S](#) [CUSTOMER SUPPORT](#)

**Payment Progress**



Select Payee



LORETO COLLEGE

**Enter Payment Details**

**Payment Category\*:**

--Select any Category--  
Miscellaneous Payments  
Hostel Fees  
Online Application Fees  
Semester-1 and Admission  
Semester-3  
Semester-5  
BED Admission and Semester-1  
BED Semester-3  
MA Admission and Semester-1  
MA Semester-3  
**M.A. / M.Sc. Psychology Admission and Sem-1**  
--Select any Category--

Verify Payment Details

Complete Payment

Print Receipt

Back

## *Fees Payment Steps for Students short listed on the merit list only*

Enter your details (enter the actual system generated Bill Book no on your temporary admission receipt)



**LORETO COLLEGE** | 7, MIDDLETON ROW, , KOLKATA-700071

### Enter Payment Details

**Payment Category\*** M.A./ M.Sc. Psychology Admission and 5 ▼

**Student Name \*** NAME OF STUDENT

**Bill Book No \*** PY001

**Mobile \*** 123456789

**Guardian Name**

**Admission Fee \*** 3000  
Fixed:Rs.3000

**University Registration Fee \*** --Select University Registration Fee-- ▼

**Tuition Fee \*** 24000  
Fixed:Rs.24000

**Semester Fee \*** 15000  
Fixed:Rs.15000

**Remarks :**

***Fees Payment Steps for Students short listed on the merit list only***

**Note:**

- University Registration Fee will be Rs 200/- for Students from Other Universities
- University Registration Fee will be 0/- for Students from University of Calcutta

**Please select the correct option from the drop down list**

## ***Fees Payment Steps for Students short listed on the merit list only***

**Fill in the details correctly**

### Enter Payment Details

**Payment Category \*** M.A./ M.Sc. Psychology Admission and § ▼

**Student Name \*** NAME OF STUDENT

**Bill Book No \*** PY001

**Mobile \*** 123456789

**Guardian Name**

**Admission Fee \*** 3000  
**Fixed:Rs.3000**

**University Registration Fee \*** 0 ▼

**Tuition Fee \*** 24000  
**Fixed:Rs.24000**

**Semester Fee \*** 15000  
**Fixed:Rs.15000**

**Remarks :**

• Please enter your correct Bill Book Number

## ***Fees Payment Steps for Students short listed on the merit list only***

**Enter the remaining details and security code and click next**

### Enter Your Details

☒ Individual ☐ Organisation / Corporate

Name \* :

Date of Birth \* :  

Mobile No \* :   
*On successful completion of payment, you will receive the transaction reference number on this mobile number*

Email ID :   
*On successful completion of payment, you will receive the transaction reference number on this email ID*

☒ I have read and agreed to the [Terms & Conditions](#)

Enter the text as shown in the image \* :

Select one of the Captcha options \*

☒ Image Captcha

☐ Audio Captcha



Back


Reset

Next

## *Fees Payment Steps for Students short listed on the merit list only*

Confirm and click on next

**Verify Payment Details**

 **LORETO COLLEGE**

**Payment Details**

<b>Payment Category :</b>	M.A./ M.Sc. Psychology Admission and Sem-1	<b>Total Amount :</b> INR 42,000.00
<b>Student Name:</b>	NAME OF STUDENT	
<b>Bill Book No:</b>	PY001	
<b>Mobile:</b>	123456789	
<b>Admission Fee:</b>	3000	
<b>University Registration Fee:</b>	0	
<b>Tuition Fee:</b>	24000	
<b>Semester Fee:</b>	15000	
<b>Remarks :</b>		

[Back](#) [Next](#)

## ***Fees Payment Steps for Students short listed on the merit list only***

Select the mode of payment. For payment through **Net banking / Debit /Credit Card /UPI**, choose your suitable option. **For payment by cash in any State Bank of India branch, click 'SBI BRANCH'**

Payment Progress

✓

✓


✓


○

○

Select PayeeEnter Payment DetailsVerify Payment DetailsComplete PaymentPrint Receipt


Net Banking


  
State Bank of India  
Bank Charges: 11.8  
[Click Here](#)

  
Other Banks Internet Banking  
Bank Charges: 17.7  
[Click Here](#)


Card Payments


This payment mode is not available between 23:30 hours IST and 00:30 hours IST

  
Rupay Debit Card  
Bank Charges: 0.0  
[Click Here](#)


  
Credit Cards  
Bank Charges: 12.98  
[Click Here](#)

Other Payment Modes

  
Branch  
Bank Charges: 59.0  
[Click Here](#)

  
NEFT/RTGS  
Bank Charges: 15.0  
[Click Here](#)


UPI is not available between 22:30 hours IST and 23:30 hours IST

  
UPI  
Bank Charges: 0.0  
[Click Here](#)





## ***Fees Payment Steps for Students short listed on the merit list only***

**If you want to pay by cash then select State Bank of India branch, click 'SBI BRANCH' (red circle)**


**Payment Progress**  
  
Select Payee → Enter Payment Details → Verify Payment Details → Complete Payment → Print Receipt


**Net Banking**  

  
State Bank of India  
Bank Charges: 11.8  
[Click Here](#)


  
Other Banks Internet Banking  
Bank Charges: 17.7  
[Click Here](#)


**Card Payments**  
This payment mode is not available between 23:30 hours IST and 00:30 hours IST  

  
Rupay Debit Card  
Bank Charges: 0.0  
[Click Here](#)


  
Credit Cards  
Bank Charges: 12.98  
[Click Here](#)

**Other Payment Modes**  

  
Branch  
Bank Charges: 59.0  
[Click Here](#)

  
NEFT/RTGS  
Bank Charges: 15.0  
[Click Here](#)

UPI is not available between 22:30 hours IST and 23:30 hours IST

  
UPI  
Bank Charges: 0.0  
[Click Here](#)

## ***Fees Payment Steps for Students short listed on the merit list only***

This page is displayed when you want to pay through ‘**State Bank BRANCH**’. Click the link ‘Click here to save....’ to generate the Pre Acknowledgement Payment Form which, along with the cash shown in the aforesaid Payment Form, will be accepted in any branch of State Bank of India. A sample of the Pre Acknowledgement Payment Form is shown in the next page. **Click on the Download icon shown in red to download the challan**



LORETO COLLEGE



Payment details captured successfully.

Please print & submit the Pre Acknowledgement Payment form to the Branch for payment.

Reference No :	DUK9676445
Amount :	INR 300
Transaction Charge :	INR 59.00
Total Payable :	INR 359.00

Date of Payment :	
Convenience Charges :	
Remarks :	

Form Number :	1224
Date of Birth :	30/11/2000
Mobile :	9123548795
Payee :	LORETO COLLEGE
Department :	Educational
Mobile No:	9123587954

Name :	Ramesh Jaiswal
Father / Mother Name :	Ranjit Jaiswal
Application Fees :	300
Payment Category:	Online Application Fees
Email ID:	

Download

## Fees Payment Steps for Students short listed on the merit list only

Pay by cash at any SBI branch using this challan

1 of 1

Automatic Zoom

Depositor Copy

Branch Copy

Pre Acknowledgement Payment(PAP) Form for Payment through any SBI Branch

Date: 23-05-2023

Beneficiary/Remittance Details	
State Bank Collect Reference No.	DUK9676445
Beneficiary:	LORETO COLLEGE
Category:	Online Application Fees
Last Date of Payment:	31-12-2023 23:45
Remitter	Ramesh Jaiswal
Rs	
Collection Amount	300.00
Commission	59.00
Total (Rupees Three Hundred Fifty Nine Only)	359.00
Details of Cash / Cheques	
Rs	P
Total Rs	

Instructions for Depositor: This is not an e-receipt. After payment, please visit [www.onlinesbi.sbi](http://www.onlinesbi.sbi) > "State Bank Collect" and click on the hyperlink at the bottom of the page to generate the e-receipt.

(To be Filled in by the Bank)

Journal No: DUK9676445

Branch Name: \_\_\_\_\_

Branch Code: \_\_\_\_\_ Deposit Date: \_\_\_\_\_

Branch Stamp

Authorised Signatory

Pre Acknowledgement Payment(PAP) Form for Payment through any SBI Branch

Date: 23-05-2023

Branch Teller: Use SCR 008765 Deposit > Fee Collection > State Bank Collect

Mode of Payment (Choose Either Cash / Cheque)

Cash ☐ PAN: \_\_\_\_\_

Please quote your PAN for Cash remittance >= Rs. 50,000

Cash Notes	Amount	
	Rs	P
*1000		
*500		
*200		
*100		
*50		
*20		
*10		
Coins		
Total Rs		

Cheque ☐

Cheque No: \_\_\_\_\_ Cheque Date: \_\_\_\_\_

Drawee Bank: State Bank of India (other bank cheques not accepted under PAP)

Branch: \_\_\_\_\_


Signature of the Depositor

Space for Bank use

Branch Stamp

## ***Fees Payment Steps for Students short listed on the merit list only***

**To re-print payment receipt click on Transaction History**



SB Collect

HOME **TRANSACTION HISTORY** FAQ'S CUSTOMER SUPPORT

Transaction History

☐ By OTP

☐ By Date Range

☒ By SBCollect Reference Number starting with DU

Reference Number \*:

Mobile Number

DOB

Mobile No \*:


Please enter the mobile no provided at the time of payment

Enter the text as shown in the image \*:

Select one of the Captcha options\*

☒ Image Captcha

☐ Audio Captcha



Submit


Transaction Details ( In Case of payment mode as Branch/NEFT/RTGS, Please submit the payment challan at your branch)

Reference No	Payee Name	Transaction Date	Payment Mode	Amount(₹)	Transaction Status	Download
No data available in table						

Showing 0 to 0 of 0 entries

## ***Fees Payment Steps for Students short listed on the merit list only***

Click **By SB Collect Reference Number**, enter the reference number , Mobile No, security code and submit



SB Collect

[HOME](#) [TRANSACTION HISTORY](#) [FAQ'S](#) [CUSTOMER SUPPORT](#)

**Transaction History**

☐ By OTP

☐ By Date Range

☒ **By SBCollect Reference Number starting with DU**

Reference Number \*:

Mobile Number

DOB

Mobile No \*:


Please enter the mobile no provided at the time of payment

Enter the text as shown in the image \*:

Select one of the Captcha options\*

☒ Image Captcha

☐ Audio Captcha



Submit

**Transaction Details** ( In Case of payment mode as Branch/NEFT/RTGS, Please submit the payment challan at your branch)

Reference No	Payee Name	Transaction Date	Payment Mode	Amount(₹)	Transaction Status	Download
No data available in table						

Showing 0 to 0 of 0 entries