

Step 1: Select the red-marked checkbox and click 'Proceed'

The Banker to Every Indian

Products & Services [Know More](#)

**STATE BANK COLLECT**  
A MULTI-MODAL PAYMENT PORTAL

**DISCLAIMER CLAUSE**

डिस्क्लेमर क्लॉज़ हिंदी में देखने हेतु [यहां क्लिक करें](#).

[Click here](#) to view the disclaimer clause in Hindi.

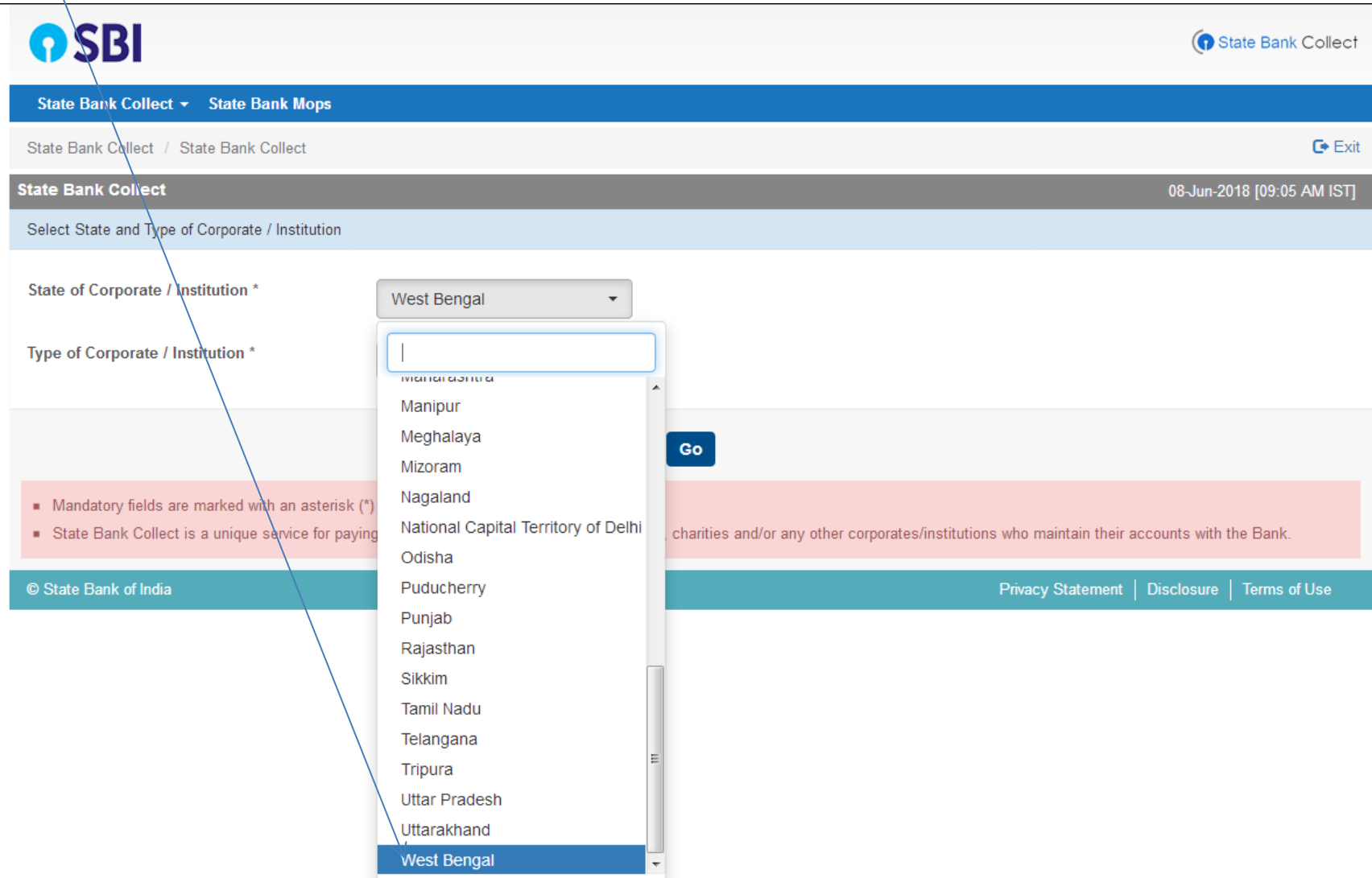
**Terms Used:**

- ▶ **Corporate Customer:** Firm/Company/Institution (F/C/I) collecting payment from their beneficiaries.
- ▶ **User:** The beneficiary making a payment to F/C/I for the services/goods availed.
- ▶ Bank shall not be responsible, in any way, for the quality or merchantability of any product/merchandise or any of the services related thereto, whatsoever, offered to the User by the Corporate Customer. Any disputes regarding the same or delivery of the Service or otherwise will be settled between Corporate Customer and the User and Bank shall not be a party to any such dispute. Any request for refund by the User on any grounds whatsoever should be taken up directly with the Corporate Customer and the Bank will not be concerned with such a request.
- ▶ Bank takes no responsibility in respect of the services provided and User shall not be entitled to make any claim against the Bank for deficiency in the services provided by the Corporate Customer.
- ▶ The User shall not publish, display, upload or transmit any information prohibited under Rule 3(2) of the Information Technology (Intermediaries guidelines) Rules, 2011.
- ▶ In case of non-compliance of the terms and conditions of usage by the User, the Bank has the right to immediately terminate the access or usage rights of the User to the computer resource of the Bank and remove the non-compliant information.

☒ I have read and accepted the terms and conditions stated above.  
(Click Check Box to proceed for payment.)

**Proceed**

## Step 2: Select the State as **West Bengal**



The screenshot displays the SBI State Bank Collect portal. At the top left is the SBI logo, and at the top right is the 'State Bank Collect' link. Below the header is a blue navigation bar with 'State Bank Collect' and 'State Bank Mops'. A breadcrumb trail shows 'State Bank Collect / State Bank Collect' with an 'Exit' link. A grey bar indicates the date and time: '08-Jun-2018 [09:05 AM IST]'. The main heading is 'State Bank Collect', followed by the instruction 'Select State and Type of Corporate / Institution'. There are two required fields: 'State of Corporate / Institution \*' and 'Type of Corporate / Institution \*'. The 'State of Corporate / Institution \*' dropdown menu is open, showing a list of Indian states and territories. 'West Bengal' is highlighted at the bottom of the list. A 'Go' button is located to the right of the dropdown. A red banner contains the text: 'Mandatory fields are marked with an asterisk (\*)' and 'State Bank Collect is a unique service for paying charities and/or any other corporates/institutions who maintain their accounts with the Bank.' The footer includes '© State Bank of India' and links for 'Privacy Statement', 'Disclosure', and 'Terms of Use'.

SBI

State Bank Collect

State Bank Collect ▾ State Bank Mops

State Bank Collect / State Bank Collect [Exit](#)

State Bank Collect 08-Jun-2018 [09:05 AM IST]

Select State and Type of Corporate / Institution

State of Corporate / Institution \*

Type of Corporate / Institution \*

West Bengal

Go

■ Mandatory fields are marked with an asterisk (\*)

■ State Bank Collect is a unique service for paying charities and/or any other corporates/institutions who maintain their accounts with the Bank.

© State Bank of India

[Privacy Statement](#) | [Disclosure](#) | [Terms of Use](#)

### Step 3: Select the Type of Institution as **Educational Institution**

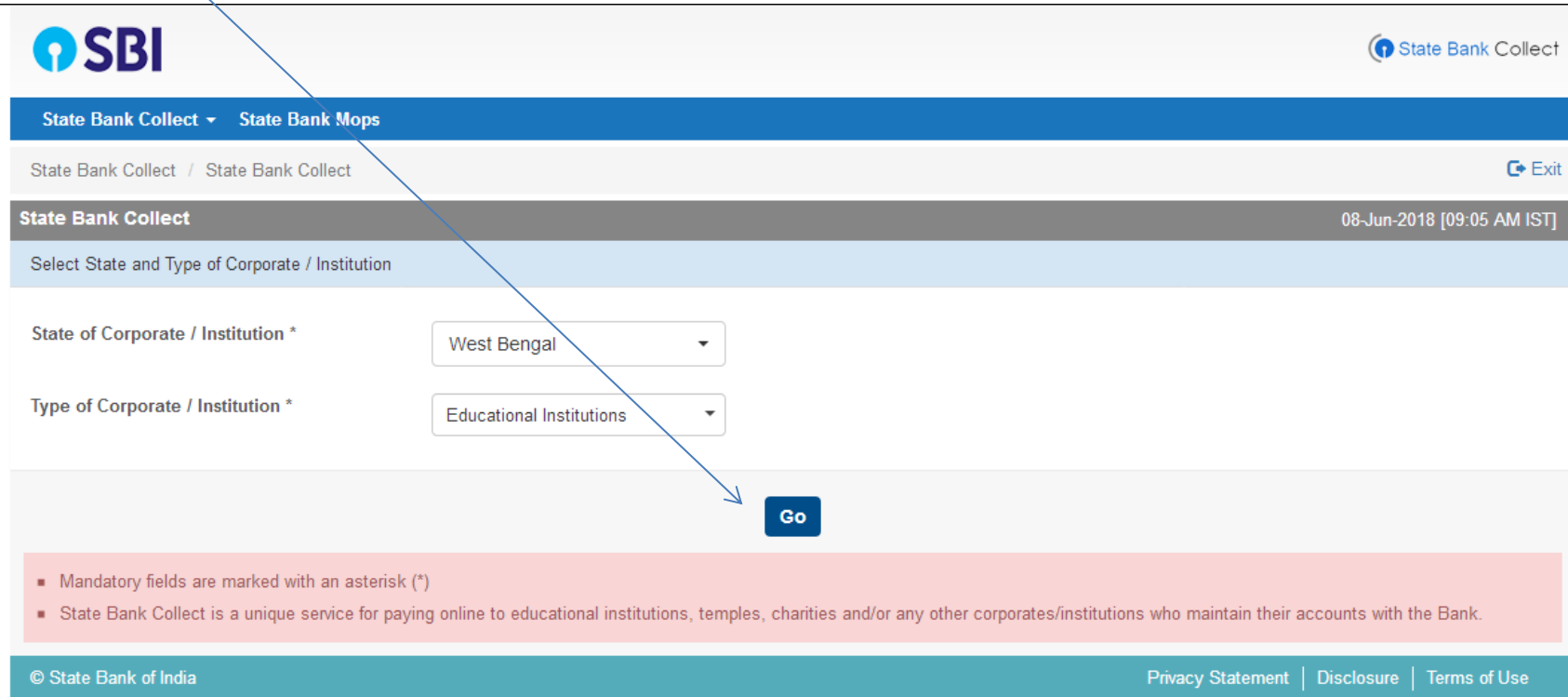
The screenshot displays the SBI State Bank Collect portal. At the top, the SBI logo is on the left, and 'State Bank Collect' is on the right. Below this is a blue navigation bar with 'State Bank Collect' and 'State Bank Mops'. A breadcrumb trail shows 'State Bank Collect / State Bank Collect' with an 'Exit' link. A dark grey bar contains 'State Bank Collect' and the timestamp '08-Jun-2018 [09:05 AM IST]'. A light blue bar prompts the user to 'Select State and Type of Corporate / Institution'.

The main form area has two dropdown menus. The first, 'State of Corporate / Institution \*', is set to 'West Bengal'. The second, 'Type of Corporate / Institution \*', is open, showing a list of options: '----- Select Type -----', 'Charitable Institutions', 'Commercial Services', 'Educational Institutions' (highlighted in blue), 'Govt Department', 'Hospital', 'Industry', 'Merchant', 'Others', 'PSU - PUBLIC SECTOR UNDERTAKING', and 'Recruitment'. A blue 'Go' button is to the right of the dropdowns.

Below the dropdowns, a red box contains two bullet points: 'Mandatory fields are marked with an asterisk (\*)' and 'State Bank Collect is a unique service for paying...'. To the right of this box, a red bar contains the text 's, charities and/or any other corporates/institutions who maintain their accounts with the Bank.'

The footer is a teal bar with '© State Bank of India' on the left and 'Privacy Statement | Disclosure | Terms of Use' on the right.

#### Step 4: Click on the Go Button



The screenshot shows the SBI State Bank Collect interface. At the top left is the SBI logo. At the top right is the text "State Bank Collect". Below this is a blue navigation bar with "State Bank Collect" and "State Bank Mops". Underneath is a breadcrumb trail "State Bank Collect / State Bank Collect" and an "Exit" button. A grey bar shows the date and time "08-Jun-2018 [09:05 AM IST]". Below this is a light blue bar with the text "Select State and Type of Corporate / Institution". The main form area has two dropdown menus: "State of Corporate / Institution \*" with "West Bengal" selected, and "Type of Corporate / Institution \*" with "Educational Institutions" selected. A blue "Go" button is positioned below these menus, with a blue arrow pointing to it from the text "Step 4: Click on the Go Button". Below the form is a pink notice box with two bullet points: "Mandatory fields are marked with an asterisk (\*)" and "State Bank Collect is a unique service for paying online to educational institutions, temples, charities and/or any other corporates/institutions who maintain their accounts with the Bank." The footer contains "© State Bank of India" on the left and "Privacy Statement | Disclosure | Terms of Use" on the right.

SBI

State Bank Collect

State Bank Collect ▾ State Bank Mops

State Bank Collect / State Bank Collect [Exit](#)

State Bank Collect 08-Jun-2018 [09:05 AM IST]

Select State and Type of Corporate / Institution

State of Corporate / Institution \* West Bengal ▾

Type of Corporate / Institution \* Educational Institutions ▾

**Go**

- Mandatory fields are marked with an asterisk (\*)
- State Bank Collect is a unique service for paying online to educational institutions, temples, charities and/or any other corporates/institutions who maintain their accounts with the Bank.

© State Bank of India Privacy Statement | Disclosure | Terms of Use

Step 5: Select Education Institution Name as **Loreto College** from the list

The screenshot displays the State Bank Collect portal interface. At the top, the SBI logo is on the left, and 'State Bank Collect' is on the right. Below this is a blue navigation bar with 'State Bank Collect' and 'State Bank Mops'. A breadcrumb trail shows 'State Bank Collect / State Bank Collect', and an 'Exit' button is on the right. A grey bar indicates the date and time: '08-Jun-2018 [09:15 AM IST]'. The main content area has a header 'Select from Educational Institutions'. Below this is a form field labeled 'Educational Institutions Name \*' with a dropdown menu. The dropdown is open, showing a list of institutions. 'LORETO COLLEGE' is highlighted in blue. A blue arrow points from the text 'Loreto College' in the step instruction to this highlighted option. A red message box states: 'Mandatory fields are marked with an asterisk (\*)'. The footer contains '© State Bank of India' on the left and links for 'Privacy Statement', 'Disclosure', and 'Terms of Use' on the right.

State Bank Collect   State Bank Mops

State Bank Collect / State Bank Collect   Exit

State Bank Collect   08-Jun-2018 [09:15 AM IST]

Select from Educational Institutions

Educational Institutions Name \*

LORETO COLLEGE

KIDS LOVEDALE  
KINGSTON EDUCATIONAL INSTITUTE  
KRISHNA CHANDRA COLLEGE  
KRISHNAGAR WOMEN'S COLLEGE ADMISSION  
KVA EDUCARE LLP  
**LORETO COLLEGE**  
M/S KIDZEE BARASAT  
MADHYAMGRAM B.ED. COLLEGE (M.ED COURSE)  
MADHYAMGRAM B.ED. COLLEGE(B.ED AND D.E.)  
MAGRAHAT COLLEGE  
MAHAMMAD MINORITY COLLEGE  
MAHARAJA NANDAKUMAR MAHAVIDYALAYA  
MAHASIN B.ED. COLLEGE  
MAHULASRIRAMKRISHNANTEACHERSTRAINING  
MALDACOLLEGE  
MAMATA SHANKAR BALLET TROUPE

Mandatory fields are marked with an asterisk (\*)

© State Bank of India   Privacy Statement | Disclosure | Terms of Use

Step 6: Click on the **Submit** Button

The screenshot displays the State Bank Collect web interface. At the top left is the SBI logo, and at the top right is the 'State Bank Collect' header with an information icon. Below this is a blue navigation bar containing 'State Bank Collect' with a dropdown arrow and 'State Bank Mops'. A breadcrumb trail shows 'State Bank Collect / State Bank Collect' with an 'Exit' button on the right. A dark grey bar indicates the date and time: '08-Jun-2018 [09:15 AM IST]'. The main content area has a light blue header 'Select from Educational Institutions'. Below this is a form with the label 'Educational Institutions Name \*' and a dropdown menu currently showing 'LORETO COLLEGE'. At the bottom of the form are two buttons: 'Submit' and 'Back'. A blue arrow points from the text 'Step 6: Click on the Submit Button' to the 'Submit' button. A red banner at the bottom of the form states: 'Mandatory fields are marked with an asterisk (\*)'. The footer contains '© State Bank of India' on the left and links for 'Privacy Statement', 'Disclosure', and 'Terms of Use' on the right.

SBI

State Bank Collect

State Bank Collect ▾ State Bank Mops

State Bank Collect / State Bank Collect [Exit](#)

State Bank Collect 08-Jun-2018 [09:15 AM IST]

Select from Educational Institutions

Educational Institutions Name \*

[Submit](#) [Back](#)

■ Mandatory fields are marked with an asterisk (\*)

© State Bank of India [Privacy Statement](#) | [Disclosure](#) | [Terms of Use](#)

**Please generate temporary admission receipt to get your Bill Book No. and then make the online payments.**

**You are required to make the payment under the category:**

- MA Admission and Semester-1**

Step 7: Please select Payment Category as MA Admission and Semester-1 and then click Submit

The screenshot displays the State Bank Collect payment interface. At the top, the SBI logo and 'State Bank Collect' text are visible. Below the header, there's a navigation bar with 'State Bank Collect' and 'State Bank Mops'. The main content area shows a payment form for 'LORETO C 7, MIDDLETON'. A dropdown menu is open, showing various payment categories. The option 'MA Admission and Semester-1' is highlighted with a red circle, and a blue arrow points to it from the instruction text above. Other options in the dropdown include 'BED Admission and Semester-1', 'BED Semester-2', 'BED Semester-3', 'BED Semester-4', 'MA Semester-2', 'MA Semester-3', 'MA Semester-4', 'Miscellaneous Payments', 'Semester-1 and Admission', and 'Semester-2'. The bottom of the page features a footer with '© State Bank of India' and links for 'Privacy Statement', 'Disclosure', and 'Terms of Use'.

State Bank Collect

State Bank Collect / State Bank Collect

State Bank Collect

20-Sep-2021 [04:25 PM IST]

Exit

LORETO C 7, MIDDLETON

Provide details of payment

Select Payment Category \*

-- Select Category --

BED Admission and Semester-1

BED Semester-2

BED Semester-3

BED Semester-4

MA Admission and Semester-1

MA Semester-2

MA Semester-3

MA Semester-4

Miscellaneous Payments

Semester-1 and Admission

Semester-2

-- Select Category --


- Mandatory fields are marked with an asterisk (\*)
- The payment structure document if available will contain detailed instructions about the online payment process.
- Date specified(if any) should be in the format of 'ddmmmyyy'. Eg., 02082008

© State Bank of India

Privacy Statement | Disclosure | Terms of Use



Step 8: The Following Form will appear, Kindly fill in the details and Click the Submit Button


	<b>LORETO COLLEGE</b> 7, MIDDLETON ROW, , KOLKATA-700071
---	---

Provide details of payment

Select Payment Category *	MA Admission and Semester ▾	
Bill Book No *	<input type="text"/>	
Name *	<input type="text"/>	
Admission Fee *	<input type="text" value="3000"/>	Fixed:Rs.3000
University Registration Fee *	--Select University Registration▾	
Tuition Fees *	<input type="text" value="6000"/>	Fixed:Rs.6000
Semester Fees *	<input type="text" value="8000"/>	Fixed:Rs.8000
Remarks	<div></div>	

- Please enter your correct Bill Book No

Please enter your Name, Date of Birth (For Personal Banking) / Incorporation (For Corporate Banking) & Mobile Number.  
This is required to reprint your e-receipt / remittance(PAP) form, if the need arises.

Name *	<input type="text"/>
Date Of Birth / Incorporation *	<input type="text"/> 

**Note:**

- **Enter your Bill Book No. mentioned on the Temporary Admission Receipt**
- **Enter your Name**
- Admission Fees = Rs 3000/-
- University Registration will be Rs 0/- for students of Calcutta University
- For all other Universities, the University Registration will be Rs 200/-
- Tuition Fees = Rs 6000/- (Semester-1)
- Semester Fees = Rs 8000/- (Semester-1)


Step 9: Verify your details and click on the **Confirm Button** to proceed for payment

State Bank Collect / State Bank Collect

Exit

State Bank Collect

20-Sep-2021 [04:26 PM IST]



**LORETO COLLEGE**  
7, MIDDLETON ROW, KOLKATA-700071

Provide details of payment

Select Payment Category \*

MA Admission and Semester v

Bill Book No \*

PG158

Name \*

XXXXX

Admission Fee \*

3000

Fixed:Rs.3000

University Registration Fee \*

0

Tuition Fees \*

6000

Fixed:Rs.6000

Semester Fees \*

8000

Fixed:Rs.8000

Remarks

- Please enter your correct Bill Book No

Please enter your Name, Date of Birth (For Personal Banking) / Incorporation (For Corporate Banking) & Mobile Number.  
This is required to reprint your e-receipt / remittance(PAP) form, if the need arises.

Continued in next page....

Click on the **Submit Button** to proceed for payment


Tuition Fees *	6000	Fixed:Rs.6000
Semester Fees *	8000	Fixed:Rs.8000
Remarks		
<ul style="list-style-type: none"><li>Please enter your correct Bill Book No</li></ul>		
Please enter your Name, Date of Birth (For Personal Banking) / Incorporation (For Corporate Banking) & Mobile Number. This is required to reprint your e-receipt / remittance(PAP) form, if the need arises.		
Name *	XXXXX	
Date Of Birth / Incorporation *	5/9/2000	
Mobile Number *	1234567895	
Email Id		
Enter the text as shown in the image *	68DEE	68DEE
<div>SubmitResetBack</div>		
<ul style="list-style-type: none"><li>Mandatory fields are marked with an asterisk (*)</li><li>The payment structure document if available will contain detailed instructions about the online payment process.</li><li>Date specified(if any) should be in the format of 'ddmmyyy'. Eg., 02082008</li><li>For Amount fields, only numbers are allowed and for free text fields (mandatory), following special characters are allowed: . / @ - _ &amp;</li></ul>		
© State Bank of India		
Privacy Statement   Disclosure   Terms of Use		

Step 10: Verify your details and click on the **Confirm Button** to proceed for payment

State Bank Collect ▾State Bank Mops

State Bank Collect / State Bank CollectExit

State Bank Collect20-Sep-2021 [04:33 PM IST]



LORETO COLLEGE  
7, MIDDLETON ROW, , KOLKATA-700071

Verify details and confirm this transaction

Category	MA Admission and Semester-1
Bill Book No	PG158
Name	XXXXX
Admission Fee	3000
University Registration Fee	0
Tuition Fees	6000
Semester Fees	8000
Total Amount	INR 17,000.00
Remarks	

Please ensure that you are making the payment to the correct payee.

ConfirmCancel

© State Bank of IndiaPrivacy Statement | Disclosure | Terms of Use

Step 10: Select the mode of payment. For payment through Net banking / Credit Card / UPI, choose your suitable option.  
For payment by cash in any State Bank of India branch, click ‘SBI BRANCH’

**Note: Please use Net Banking / Debit /Credit Card / Cash / UPI options**

**NET BANKING**

**CARD PAYMENT**

**CASH PAYMENT**

**UPI**


The screenshot displays the 'STATE BANK COLLECT MULTI OPTION PAYMENT SYSTEM' interface. It is organized into three main sections: 'Net Banking', 'Card Payments', and 'Other Payments Modes'.  
1. **Net Banking**: Contains two options: 'State Bank of India' (Bank Charges: Rs 11.8) and 'Other Banks Internet Banking' (Bank Charges: Rs 17.7). Both have 'CLICK HERE' buttons.  
2. **Card Payments**: Includes a warning about unavailability between 23:30 and 00:30 IST. It lists 'RuPay Rupay Card' (Rs 0.0), 'Credit Cards' (Rs 209.33), and 'Prepaid Card' (Rs --). 'RuPay' and 'Credit Cards' have 'CLICK HERE' buttons, while 'Prepaid Card' is 'NOT ENABLED'.  
3. **Other Payments Modes**: Includes a warning about unavailability between 22:30 and 23:30 IST. It lists 'Foreign Card' (Rs --), 'UPI' (Rs 0.0), 'NEFT' (Rs --), and 'SBI Branch' (Rs 59.0). 'UPI' and 'SBI Branch' have 'CLICK HERE' buttons, while 'Foreign Card' and 'NEFT' are 'NOT ENABLED'.  
Arrows from the labels above point to specific options: 'NET BANKING' points to 'State Bank of India'; 'CARD PAYMENT' points to 'Credit Cards'; 'CASH PAYMENT' points to 'SBI Branch'; and 'UPI' points to 'UPI'.


Payment Mode	Bank Charges	Status
State Bank of India (Net Banking)	Rs 11.8	Available
Other Banks Internet Banking (Net Banking)	Rs 17.7	Available
RuPay Rupay Card (Card Payments)	Rs 0.0	Available
Credit Cards (Card Payments)	Rs 209.33	Available
Prepaid Card (Card Payments)	Rs --	NOT ENABLED
Foreign Card (Card Payments)	Rs --	NOT ENABLED
UPI (Other Payments Modes)	Rs 0.0	Available
NEFT (Other Payments Modes)	Rs --	NOT ENABLED
SBI Branch (Other Payments Modes)	Rs 59.0	Available

**If you want to pay by cash then select State Bank of India branch, click ‘SBI BRANCH’ (red circle)**


STATE BANK COLLECT MULTI OPTION PAYMENT SYSTEM


Net Banking


  
State Bank of India  
Bank Charges: Rs 11.8  
[CLICK HERE](#)


  
Other Banks Internet Banking  
Bank Charges: Rs 17.7  
[CLICK HERE](#)


Card Payments

 This payment mode is not available between 23:30 hours IST and 00:30 hours IST

  
Rupay Card  
Bank Charges: Rs 0.0  
[CLICK HERE](#)


  
Credit Cards  
Bank Charges: Rs 209.33  
[CLICK HERE](#)


  
Prepaid Card  
Bank Charges: --  
NOT ENABLED


  
Foreign Card  
Bank Charges: --  
NOT ENABLED

Other Payments Modes


UPI is not available between 22:30 hours IST and 23:30 hours IST

  
UPI  
Bank Charges: Rs 0.0  
[CLICK HERE](#)

  
NEFT/RTGS  
Bank Charges: --  
NOT ENABLED

  
SBI Branch  
Bank Charges: Rs 59.0  
[CLICK HERE](#)

This page is displayed when you want to pay through 'State Bank BRANCH'. Click the link 'Click here to save....' to generate the Pre Acknowledgement Payment Form which, along with the cash shown in the aforesaid Payment Form, will be accepted in any branch of State Bank of India. A sample of the Pre Acknowledgement Payment Form is shown in the next page. **Click on the PDF icon shown in red to download the challan**

State Bank Collect

State Bank Collect ▾ State Bank Mops

State Bank Collect / State Bank CollectExit


State Bank Collect08-Jun-2018 [09:32 AM IST]

Payment details captured successfully.

Please print & submit the Pre Acknowledgement Payment form to the Branch for payment.

Payment Details :

SBCollect Reference Number	DU90987554
Category	Online Application Fees
Form Number	123
Name	Samik
Date of Birth	3/2/1987
Father / Mother Name	M K BANERJEE
Mobile	9007938558
Application Fees	300
Transaction Charge	INR 59.00
Total Amount	INR 359.00
Remarks	

 [Click here to save the Pre-Acknowledgement Form in PDF](#)

[Return to State Bank Collect Home Page](#)

© State Bank of IndiaPrivacy Statement | Disclosure | Terms of Use





Depositor Copy

Pre Acknowledgement Payment(PAP) Form for Payment through any SBI Branch

Date: 08-06-2018

Beneficiary/Remittance Details		
State Bank Collect Reference No.	DU90987554	
Beneficiary:	LORETO COLLEGE	
Category:	Online Application Fees	
Last Date of Payment:	31-07-2018 23:45	
Remitter	Samik	
Rs		
Collection Amount	300.00	
Commission	59.00	
Total (Rupees Three Hundred Fifty Nine Only)	359.00	
<b>Details of Cash / Cheques</b>		
	Rs	p
<b>Total Rs</b>		

Instructions for Depositor: This is not an e-receipt. After payment, please visit [www.onlinesbi.com](http://www.onlinesbi.com) > 'State Bank Collect' and click on the hyperlink at the bottom of the page to generate the e-receipt.

(To be Filled in by the Bank)

Journal No: DU90987554

Branch Name: \_\_\_\_\_

Branch Code:       Deposit Date:    

Branch Stamp

Authorised Signatory



Branch Copy

Pre Acknowledgement Payment(PAP) Form for Payment through any SBI Branch

Branch Teller: Use SCR 008765 Deposit &gt; Fee Collection &gt; State Bank Collect

Date: 08-06-2018

Beneficiary/Remittance Details	
State Bank Collect Reference No.	DU90987554
Beneficiary:	LORETO COLLEGE
Category:	Online Application Fees
Last Date of Payment:	31-07-2018 23:45
Remitter	Samik
Rs	
Collection Amount	300.00
Commission	59.00
Total (Rupees Three Hundred Fifty Nine Only)	359.00

Mode of Payment (Choose Either Cash / Cheque)

Cash ☐ PAN: 

Please quote your PAN for Cash remittance &gt;= Rs. 50,000

Cash Notes	Amount	
	Rs	p
*2000		
*500		
*100		
*50		
*20		
*10		
Coins		
<b>Total Rs</b>		

Cheque ☐

Cheque No: \_\_\_\_\_ Cheque Date: \_\_\_\_\_

Drawee Bank: State Bank of India (other bank cheques not accepted under PAP)



Branch: \_\_\_\_\_

Signature of the Depositor

Space for Bank use

Branch Stamp

## To Reprint Online Receipt: CLICK ON PAYMENT HISTORY



State Bank Collect ▾

State Bank Mops

State Bank Collect

Collect

Exit

S

Reprint Remittance Form

13-Jun-2018 [01:37 PM IST]

Payment History

/ Institution

State of Corporate / Institution \*

----- Select State ----- ▾

Type of Corporate / Institution \*

----- Select Type ----- ▾

Go

■ Mandatory fields are marked with an asterisk (\*)

■ State Bank Collect is a unique service for paying online to educational institutions, temples, charities and/or any other corporates/institutions who maintain their accounts with the Bank.

© State Bank of India

Privacy Statement | Disclosure | Terms of Use

javascript:callURL('/sbicollect/sbclink/paymenthistory.htm')


To print e-receipt, click 'INB Reference Number' option and fill in the 'DU Reference Number' as seen in your 'Pre Acknowledgement Payment Form' and your Date of Birth / Mobile Number. Click the 'Go' button and print the e-receipt.

State Bank Collect

08-Jun-2018 [09:42 AM IST]

☐ Select a date range to view details of previous payments

Date of Birth \*




(Date provided at the time of making payment)

Mobile Number(Enter 10 - digit) \*


(Mobile Number provided at the time of making payment)

Start Date \*



End Date \*


8/6/2018



☒ Enter the INB Reference Number (Starting with 'DU') & DOB/Mobile Number to view a specific payment

DU Reference Number \*


DU98452123



(As appearing in your pass book/statement in the narration pertaining to the transaction)

Date of Birth \*

3/6/1999



(Date provided at the time of making payment)

OR

Mobile Number(Enter 10 - digit) \*

(Mobile Number provided at the time of making payment)

Enter the text as shown in the image \*

12B8A|

12B8A

Go