

***Fees Payment Steps for Students short listed on the merit list only***

***Please Note: These steps are only for those candidates whose name appear on the merit list***

- 1) Payment should be made only after you are given the Temporary Admission Receipt***
- 2) The amount as mentioned on the Temporary Admission Receipt should be paid***
- 3) Payment should be made within the stipulated time***
- 4) The College ID / Bill Book No as given on the Temporary Admission Receipt should be correctly mentioned while making the payment***

***Please follow the steps carefully, in case of any confusion write to:***

***[loretocollegeadmissions@gmail.com](mailto:loretocollegeadmissions@gmail.com)***

## *Fees Payment Steps for Students short listed on the merit list only*

Type Loreto in the box

The screenshot shows the SBI SB Collect website interface. At the top, there is a dark blue header with the SBI logo on the left, 'SB Collect' in the center, and a yellow 'Hindi' button on the right. Below the header is a navigation bar with links: HOME, TRANSACTION HISTORY, FAQ'S, and CUSTOMER SUPPORT. The main content area has a purple background with the title 'STATE BANK COLLECT' and six payment categories, each with a yellow checkmark icon:

- Payments for Services to Corporates, Government and Public Sector Undertakings
- Payment of fees to educational institutions, hospitals and municipal corporations
- Donations to charitable & religious institutions
- All Payments related to merchants, industry and commercial services
- Local taxes like water tax, house tax, property tax
- Pay using Netbanking/Debit/Credit Prepaid Cards, UPI

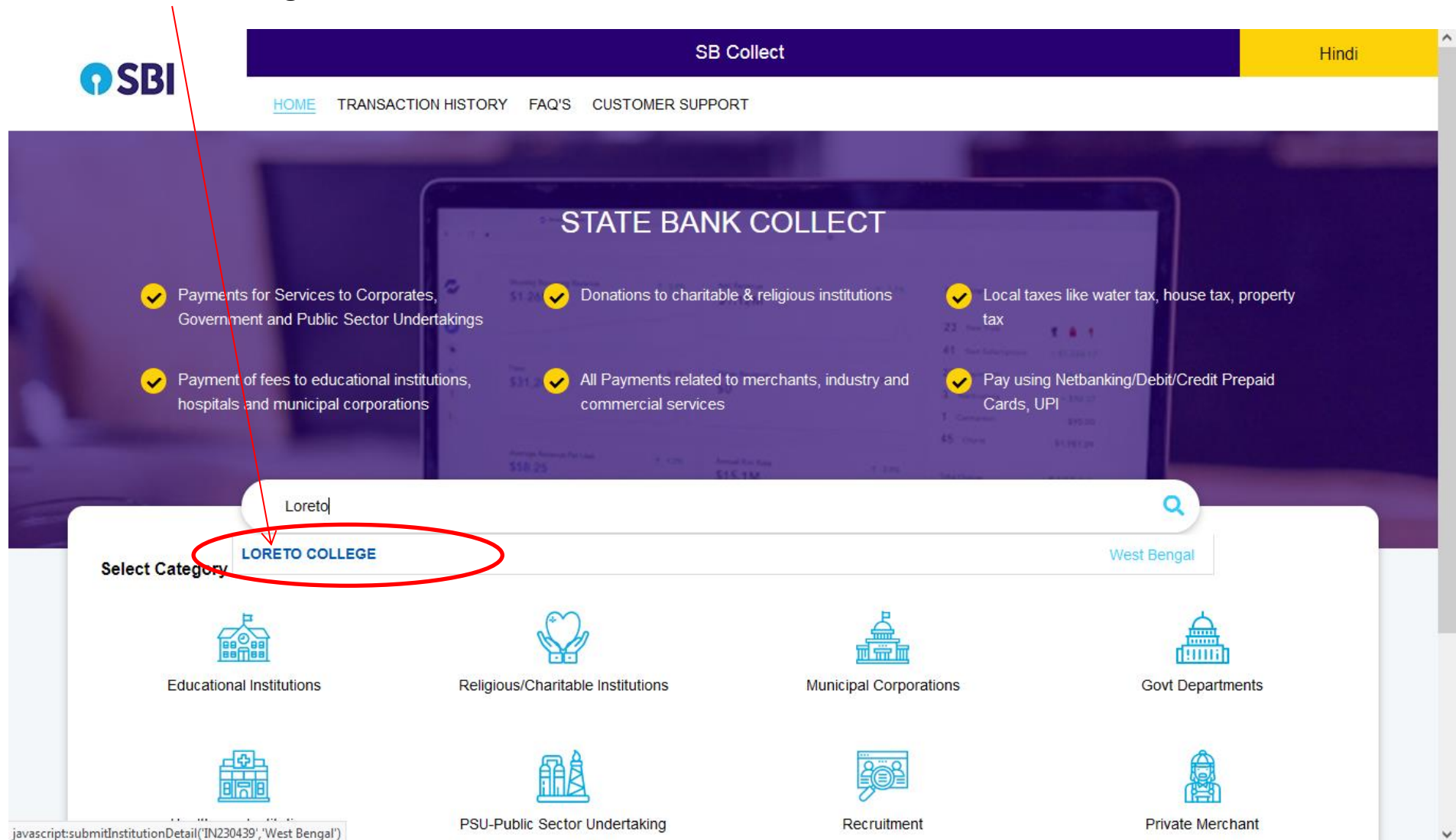
Below these categories is a search bar with the placeholder text 'Search by institution / organisation name (Enter minimum 4 characters)'. A red circle highlights this search bar, and a red arrow points to it from the text 'Type Loreto in the box'.

Below the search bar is a 'Select Category' section with eight icons and their corresponding labels:

- Educational Institutions
- Religious/Charitable Institutions
- Municipal Corporations
- Govt Departments
- Healthcare Institutions
- PSU-Public Sector Undertaking
- Recruitment
- Private Merchant

## ***Fees Payment Steps for Students short listed on the merit list only***

**Click on Loreto College**




**SBI** SB Collect Hindi


[HOME](#) [TRANSACTION HISTORY](#) [FAQ'S](#) [CUSTOMER SUPPORT](#)


### STATE BANK COLLECT


- ✓ Payments for Services to Corporates, Government and Public Sector Undertakings
- ✓ Payment of fees to educational institutions, hospitals and municipal corporations
- ✓ Donations to charitable & religious institutions
- ✓ All Payments related to merchants, industry and commercial services
- ✓ Local taxes like water tax, house tax, property tax
- ✓ Pay using Netbanking/Debit/Credit Prepaid Cards, UPI


Loreto| 


**Select Category** **LORETO COLLEGE** [West Bengal](#)


  
Educational Institutions


  
Religious/Charitable Institutions

  
Municipal Corporations

  
Govt Departments

  
PSU-Public Sector Undertaking

  
Recruitment

  
Private Merchant

javascript:submitInstitutionDetail('IN230439','West Bengal')

## *Fees Payment Steps for Students short listed on the merit list only*

### Step-2: SELECT MA Admission and Semester-1 option

The screenshot displays the SBI SB Collect payment interface. At the top, the SBI logo is on the left, and 'SB Collect' is on the right. Below the logo are links for HOME, TRANSACTION HISTORY, FAQ'S, and CUSTOMER SUPPORT. The 'Payment Progress' section shows a sequence of steps: Select Payee (completed with a green checkmark), Enter Payment Details (current step, indicated by a blue circle and a blue arrow from the step header), Verify Payment Details, Complete Payment, and Print Receipt. The 'Enter Payment Details' section features the Loreto College logo on the left and a dropdown menu for 'Payment Category\*'. The dropdown menu is open, showing options: MA Admission and Semester-1 (highlighted with a red circle), MA Semester-2, MA Semester-3, MA Semester-4, Semester-2, Semester-3, and --Select any Category-- (at the bottom). A yellow 'Back' button is located at the bottom right of the form area.

**SBI** SB Collect

[HOME](#) [TRANSACTION HISTORY](#) [FAQ'S](#) [CUSTOMER SUPPORT](#)

**Payment Progress**

Select Payee → **Enter Payment Details** → Verify Payment Details → Complete Payment → Print Receipt

**LORETO COLLEGE**


**Payment Category\*:**

- MA Admission and Semester-1
- MA Semester-2
- MA Semester-3
- MA Semester-4
- Semester-2
- Semester-3
- Select any Category--

**Back**

## ***Fees Payment Steps for Students short listed on the merit list only***

Step 3: The Following Form will appear, Kindly fill in the details and Click the Submit Button

**LORETO COLLEGE** | 7, MIDDLETON ROW, , KOLKATA-700071

Enter Payment Details

Payment Category \*

MA Admission and Semester-1

Bill Book No \*

PG234

Name \*

STUDENT NAME

Admission Fee \*

3000

Fixed:Rs.3000

University Registration Fee \*

--Select University Registration Fee--

Tuition Fees \*

6000

Fixed:Rs.6000

Semester Fees \*

8000

Fixed:Rs.8000

Remarks :

Please enter your correct Bill Book No

***Fees Payment Steps for Students short listed on the merit list only***

**Note:**

- University Registration will be Rs 200/- for Students from Other Universities
- University Registration will be 0/- for Students from Calcutta University

Please select the correct option from the drop down list

## ***Fees Payment Steps for Students short listed on the merit list only***

Step 4: Fill in the details correctly

<b>Student Name *</b>	<input type="text" value="Name of Candidate"/>
<b>Bill Book No *</b>	<input type="text" value="4 Digit Bill Book No"/>
<b>Department</b>	<input type="text" value="Department"/>
<b>Mobile</b>	<input type="text" value="9123456789"/>
<b>Guardian Name</b>	<input type="text" value="Guardian Name"/>
<b>Tuition Fees *</b>	<input type="text" value="900"/> Fixed:Rs.900
<b>Semester Fees *</b>	<input type="text" value="14000"/> Fixed:Rs.14000
<b>Admission Fees *</b>	<input type="text" value="3000"/> Fixed:Rs.3000
<b>University Registration Fees *</b>	<input type="text" value="100"/>
<b>University Sports Fees *</b>	<input type="text" value="40"/> Fixed:Rs.40
<b>Geography Practical Fee *</b>	<input type="text" value="800"/>
<b>Psychology Practical Fee *</b>	<input type="text" value="800"/>

Continued in next page....

**Enter the remaining details and security code and click next**

## Fees Payment Steps for Students short listed on the merit list only

### Enter Your Details

☒ Individual ☐ Organisation / Corporate

Name \* : STUDENT NAME

Date of Birth \* : 06/09/2023

Mobile No \* : 9123456789

Email ID :

*On successful completion of payment, you will receive the transaction reference number on this mobile number*

*On successful completion of payment, you will receive the transaction reference number on this email ID*

☒ I have read and agreed to the [Terms & Conditions](#)

Enter the text as shown in the image \* :

gp8pd

Select one of the Captcha options \*

☒ Image Captcha

☐ Audio Captcha



Back


Reset

Next



## *Fees Payment Steps for Students short listed on the merit list only*

Confirm and click on next

 **LORETO COLLEGE**

**Payment Details**

<b>Payment Category :</b>	MA Admission and Semester-1	<b>Total Amount :</b> INR 17,000.00
<b>Bill Book No:</b>	PG234	
<b>Name:</b>	STUDENT NAME	
<b>Admission Fee:</b>	3000	
<b>University Registration Fee:</b>	0	
<b>Tuition Fees:</b>	6000	
<b>Semester Fees:</b>	8000	
<b>Remarks :</b>		

Back

Next

© State Bank of India

[Privacy Statement](#) [Disclosures](#) [Terms of Use](#)

## ***Fees Payment Steps for Students short listed on the merit list only***

Select the mode of payment. For payment through **Net banking / Debit /Credit Card /NEFT/UPI**, choose your suitable option. **For payment by cash in any State Bank of India branch, click 'SBI BRANCH'**

Payment Progress

✓

✓


✓


○

○

Select PayeeEnter Payment DetailsVerify Payment DetailsComplete PaymentPrint Receipt


Net Banking


  
State Bank of India  
Bank Charges: 11.8  
[Click Here](#)

  
Other Banks Internet Banking  
Bank Charges: 17.7  
[Click Here](#)


Card Payments


This payment mode is not available between 23:30 hours IST and 00:30 hours IST

  
Rupay Debit Card  
Bank Charges: 0.0  
[Click Here](#)


  
Credit Cards  
Bank Charges: 12.98  
[Click Here](#)

Other Payment Modes

  
Branch  
Bank Charges: 59.0  
[Click Here](#)

  
NEFT/RTGS  
Bank Charges: 15.0  
[Click Here](#)


UPI is not available between 22:30 hours IST and 23:30 hours IST

  
UPI  
Bank Charges: 0.0  
[Click Here](#)

## ***Fees Payment Steps for Students short listed on the merit list only***


**If you want to pay by cash then select State Bank of India branch, click 'SBI BRANCH' (red circle)**

Payment Progress




Select Payee    Enter Payment Details    Verify Payment Details    Complete Payment    Print Receipt

Net Banking




State Bank of India  
Bank Charges: 11.8  
[Click Here](#)




Other Banks Internet Banking  
Bank Charges: 17.7  
[Click Here](#)

Card Payments

This payment mode is not available between 23:30 hours IST and 00:30 hours IST




Rupay Debit Card  
Bank Charges: 0.0  
[Click Here](#)




Credit Cards  
Bank Charges: 12.98  
[Click Here](#)

Other Payment Modes




Branch  
Bank Charges: 59.0  
[Click Here](#)



NEFT/RTGS  
Bank Charges: 15.0  
[Click Here](#)

UPI is not available between 22:30 hours IST and 23:30 hours IST



UPI  
Bank Charges: 0.0  
[Click Here](#)

### ***Fees Payment Steps for Students short listed on the merit list only***

This page is displayed when you want to pay through '**State Bank BRANCH**'. Click the link '[Click here to save....](#)' to generate the Pre Acknowledgement Payment Form which, along with the cash shown in the aforesaid Payment Form, will be accepted in any branch of State Bank of India. A sample of the Pre Acknowledgement Payment Form is shown in the next page. **Click on the Download icon shown in red to download the challan**

## ***Fees Payment Steps for Students short listed on the merit list only***



LORETO COLLEGE



Payment details captured successfully.

Please print & submit the Pre Acknowledgement Payment form to the Branch for payment.

Reference No : DUK9676445

Date of Payment :

Amount : **INR 300**

Convenience Charges :

Transaction Charge : **INR 59.00**

Remarks :

Total Payable : **INR 359.00**

Form Number : 1224

Name : Ramesh Jaiswal

Date of Birth : 30/11/2000

Father / Mother Name : Ranjit Jaiswal

Mobile : 9123548795

Application Fees : 300

Payee : LORETO COLLEGE

Payment Category: Online Application Fees

Department : Educational

Email ID:

Mobile No: 9123587954

Download

**Pay by cash at any SBI branch using this challan**

**Depositor Copy**

Pre Acknowledgement Payment(PAP) Form for Payment through any SBI Branch

Date: 23-05-2023

Beneficiary/Remittance Details		
State Bank Collect Reference No.	DUK9676445	
Beneficiary:	LORETO COLLEGE	
Category:	Online Application Fees	
Last Date of Payment:	31-12-2023 23:45	
Remitter	Ramesh Jaiswal	
	Rs	
Collection Amount		300.00
Commission		59.00
Total (Rupees Three Hundred Fifty Nine Only)		359.00
<b>Details of Cash / Cheques</b>	<b>Rs</b>	<b>P</b>
<b>Total Rs</b>		

Instructions for Depositor: This is not an e-receipt. After payment, please visit [www.onlinesbi.sbi](http://www.onlinesbi.sbi) > 'State Bank Collect' and click on the hyperlink at the bottom of the page to generate the e-receipt.

---

(To be Filled in by the Bank)

Journal No: DUK9676445

Branch Name:

Branch Code:

Deposit Date:

**Branch Stamp**

**Authorised Signatory**

**Branch Copy**

Pre Acknowledgement Payment(PAP) Form for Payment through any SBI Branch

Date: 23-05-2023

Branch Teller: Use SCR 008765 Deposit > Fee Collection > State Bank Collect

Beneficiary/Remittance Details		
State Bank Collect Reference No.	DUK9676445	
Beneficiary:	LORETO COLLEGE	
Category:	Online Application Fees	
Last Date of Payment:	31-12-2023 23:45	
Remitter	Ramesh Jaiswal	
	Rs	
Collection Amount		300.00
Commission		59.00
Total (Rupees Three Hundred Fifty Nine Only)		359.00

Mode of Payment (Choose Either Cash / Cheque)

Cash ☐ PAN:

Please quote your PAN for Cash remittance >= Rs. 50,000

Cash Notes	Amount	
	Rs	P
*2000		
*500		
*200		
*100		
*50		
*20		
*10		
Coins		
<b>Total Rs</b>		

Cheque ☐

Cheque No:

Cheque Date:

Drawee Bank: State Bank of India (other bank cheques not accepted under PAP)

Branch:


Signature of the Depositor

Space for Bank use

**Branch Stamp**

## ***Fees Payment Steps for Students short listed on the merit list only***

**To re-print payment receipt click on Transaction History**



SB Collect

HOME TRANSACTION HISTORY FAQ'S CUSTOMER SUPPORT

Transaction History

☐ By OTP

☐ By Date Range

☒ By SBCollect Reference Number starting with DU

Reference Number \*:

Mobile Number

DOB

Mobile No \*:


Please enter the mobile no provided at the time of payment

Enter the text as shown in the image \*:

Select one of the Captcha options\*

☒ Image Captcha

☐ Audio Captcha



Submit


Transaction Details ( In Case of payment mode as Branch/NEFT/RTGS, Please submit the payment challan at your branch)

Reference No	Payee Name	Transaction Date	Payment Mode	Amount(₹)	Transaction Status	Download
No data available in table						

Showing 0 to 0 of 0 entries

## ***Fees Payment Steps for Students short listed on the merit list only***

Click **By SB Collect Reference Number**, enter the reference number , Mobile No, security code and submit



SB Collect

HOME [TRANSACTION HISTORY](#) FAQ'S CUSTOMER SUPPORT

Transaction History

☐ By OTP

☐ By Date Range

☒ **By SBCollect Reference Number starting with DU**

Reference Number \*:

Mobile Number

DOB

Mobile No \*:

Please enter the mobile no provided at the time of payment

Enter the text as shown in the image \*:

Select one of the Captcha options\*

☒ Image Captcha

☐ Audio Captcha

w8xy4

Submit

Transaction Details ( In Case of payment mode as Branch/NEFT/RTGS, Please submit the payment challan at your branch)

Reference No	Payee Name	Transaction Date	Payment Mode	Amount(₹)	Transaction Status	Download
No data available in table						

Showing 0 to 0 of 0 entries