

Fees Payment Steps for candidates shortlisted on the General Category Merit List & Reserved Category Merit List Only

Please Note: These steps are only for those candidates who have been shortlisted on the General category merit list and Reserved category merit list.

- 1) The amount as mentioned on the Temporary Admission Receipt should be paid***
- 3) Payment should be made within 12th September, 2024 (8:00 P.M.)***
- 4) The College ID / Bill Book No as given on the Temporary Admission Receipt should be correctly mentioned while making the payment***

Please follow the steps carefully, in case of any confusion write to:

loretocollegeadmissions@gmail.com

Fees Payment Steps for candidates shortlisted on the General Category Merit List & Reserved Category Merit List Only

Step-1: SELECT Semester-1 and Admission option

The screenshot displays the SBI SB Collect payment portal. At the top, the SBI logo is on the left, and a dark blue header bar contains the text "SB Collect". Below the header, a navigation menu includes links for HOME, TRANSACTION HISTORY, FAQ'S, and CUSTOMER SUPPORT. A "Payment Progress" section shows a five-step process: Select Payee (completed with a green checkmark), Enter Payment Details (current step, highlighted with a blue circle), Verify Payment Details, Complete Payment, and Print Receipt. Below this, the "Enter Payment Details" form is shown. It includes the Loreto College logo and name, a masked card number "0071", and a dropdown menu for "Payment Category". The dropdown menu is open, showing options: "BED Admission and Semester-1", "Semester-2", "Semester-4", "Semester-6", "Online Application Fees", "Semester-1 and Admission" (highlighted with a red circle and a blue arrow pointing to it from the step indicator above), and "--Select any Category--". A yellow "Back" button is located at the bottom right of the form area.

SBI SB Collect

[HOME](#) [TRANSACTION HISTORY](#) [FAQ'S](#) [CUSTOMER SUPPORT](#)

Payment Progress

Select Payee → **Enter Payment Details** → Verify Payment Details → Complete Payment → Print Receipt

Enter Payment Details

Payment Category*

- BED Admission and Semester-1
- Semester-2
- Semester-4
- Semester-6
- Online Application Fees
- Semester-1 and Admission**
- Select any Category--

[Back](#)

Fees Payment Steps for candidates shortlisted on the General Category Merit List & Reserved Category Merit List Only

Step 3: The Following Form will appear, Kindly fill in the details and Click the Submit Button

Enter Payment Details

Payment Category* :	Semester-1 and Admission ▼
Student Name *	<input type="text"/>
Bill Book No *	<input type="text"/>
Department	<input type="text"/>
Mobile	<input type="text"/>
Guardian Name	<input type="text"/>
Tuition Fees *	<div>900</div> <div>Fixed:Rs.900</div>
Semester Fees *	<div>15000</div> <div>Fixed:Rs.15000</div>
Admission Fees *	<div>3000</div> <div>Fixed:Rs.3000</div>
University Registration Fees *	--Select University Registration Fees-- ▼
University Sports Fees *	<div>40</div> <div>Fixed:Rs.40</div>
Geography Practical Fee *	--Select Geography Practical Fee-- ▼

Fees Payment Steps for candidates shortlisted on the General Category Merit List & Reserved Category Merit List Only

Note:

- University Registration will be Rs 100/- for ISC, CBSE, WBHSE & NIOS boards
- For all other boards, the University Registration will be Rs 200/-
- If you have Geography as a subject then select Geography Practical as Rs 1000/- otherwise it will be 0/-
- If you have Psychology as a subject then select Psychology Practical as Rs 1000/- otherwise it will be 0/-
- If you have Human Rights or Film Studies as a subject then select HR Film Studies Practical as Rs 1000/- otherwise it will be 0/-
- If you have Journalism as a subject then select Journalism Practical as Rs 1000/- otherwise it will be 0/-

Self Financing Fees Semester-I

- If you have Human Rights / Film Studies then choose Rs 6000/- as Semester-I (Self Financing fees) otherwise choose 0/-
- If you have Sociology then choose Rs 6000/- as Semester-I (Self Financing fees) otherwise choose 0/-
- If you have Statistics then choose Rs 6000/- as Semester-I (Self Financing fees) otherwise choose 0/-

Minor-I and IDC-I Practical Fee / Self Financing Fee is to be paid

Fees Payment Steps for candidates shortlisted on the General Category Merit List & Reserved Category Merit List Only

Step 4: Fill in the details correctly

Payment Category :	<input type="text" value="Semester - I and Admission"/>
Student Name *	<input type="text" value="Name of candidate"/>
Bill Book No *	<input type="text" value="4 Digit Bill Book Number"/>
Department	<input type="text" value="Department"/>
Mobile	<input type="text" value="91234667895"/>
Guardian Name	<input type="text" value="Guardian Name"/>
Tuition Fees *	<input type="text" value="900"/> Fixed:Rs.900
Semester Fees *	<input type="text" value="15000"/> Fixed:Rs.15000
Admission Fees *	<input type="text" value="3000"/> Fixed:Rs.3000
University Registration Fees *	<input type="text" value="100"/>
University Sports Fees *	<input type="text" value="40"/> Fixed:Rs.40
Geography Practical Fee *	<input type="text" value="1000"/>
Psychology Practical Fee *	<input type="text" value="1000"/>


Fees Payment Steps for candidates shortlisted on the General Category Merit List & Reserved Category Merit List Only

Continued in next page.... Enter the remaining details and security code and click next

Enter Your Details

☒ **Individual** ☐ Organisation / Corporate

Name * : Ramesh jaiswal

Date of Birth * : 30/11/2005 


Mobile No * : 9123568795
On successful completion of payment, you will receive the transaction reference number on this mobile number

Email ID :
On successful completion of payment, you will receive the transaction reference number on this email ID

☒ I have read and agreed to the [Terms & Conditions](#)

Enter the text as shown in the image * : 55wp6g|

Select one of the Captcha options *
☒ Image Captcha
☐ Audio Captcha



Back

Reset

Next

Fees Payment Steps for candidates shortlisted on the General Category Merit List & Reserved Category Merit List Only

Confirm and click on next

University Sports Fees:	40
Geography Practical Fee:	800
Psychology Practical Fee:	800
HR or FMSG Practical Fee:	800
Journalism Practical Fee:	800
Self Financing HR or FMSG:	4800
Self Financing Sociology:	4800
Self Financing Statistics:	4800

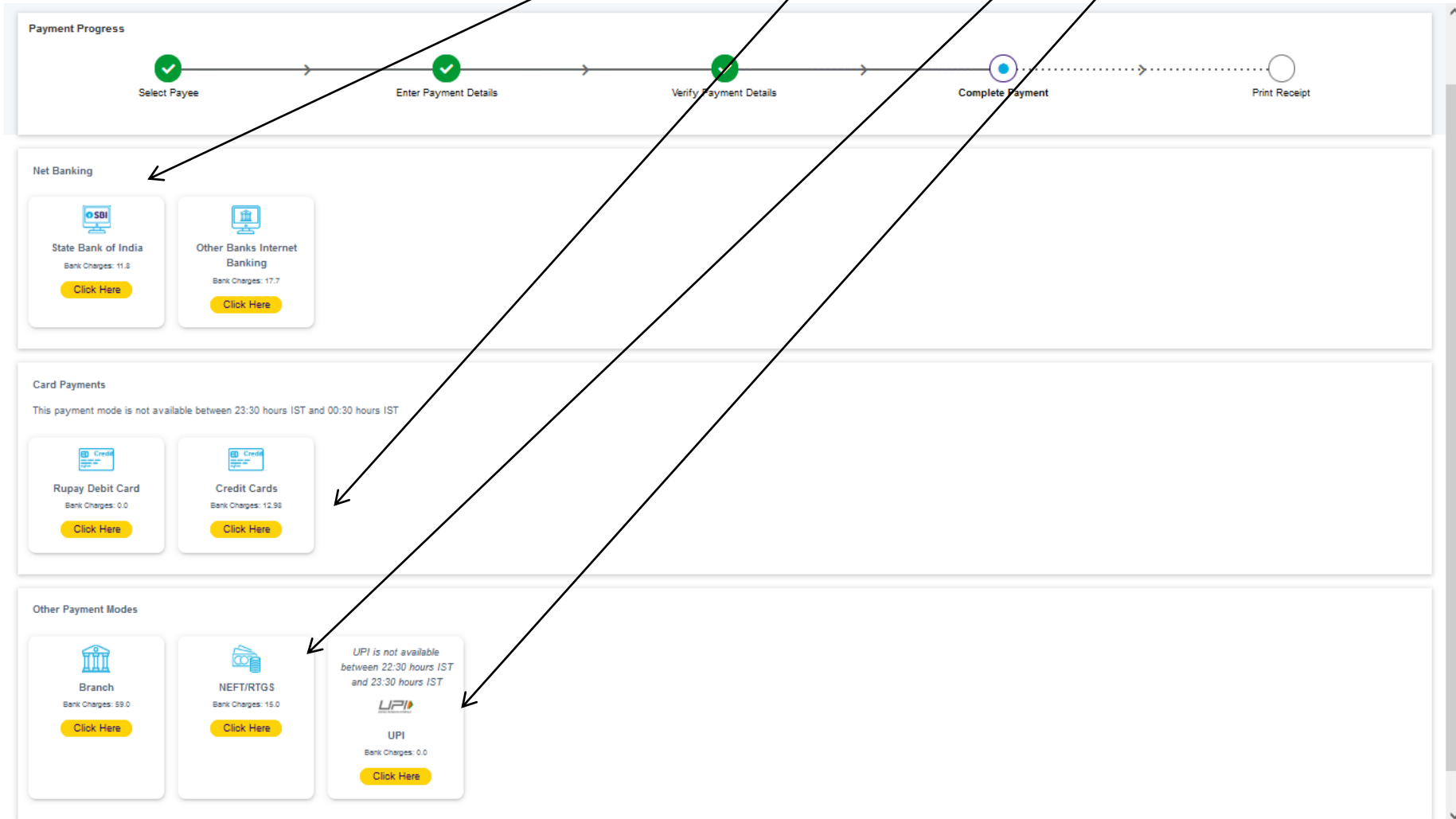
Remarks :

Back

Next

Fees Payment Steps for candidates shortlisted on the General Category Merit List & Reserved Category Merit List Only

Select the mode of payment. For payment through **Net banking / Debit /Credit Card /NEFT/UPI**, choose your suitable option. **For payment by cash in any State Bank of India branch, click 'SBI BRANCH'**



The interface displays the payment process flow and available payment modes. The flow consists of five steps: Select Payee, Enter Payment Details, Verify Payment Details, Complete Payment, and Print Receipt. The first three steps are completed, indicated by green checkmarks. The 'Complete Payment' step is currently active, highlighted with a blue circle. Below the flow, three sections offer payment options: Net Banking, Card Payments, and Other Payment Modes. Each section contains icons for different payment methods, their respective bank charges, and a 'Click Here' button. Arrows from the text above point to the 'State Bank of India' option under Net Banking, the 'Rupay Debit Card' option under Card Payments, and the 'Branch' option under Other Payment Modes.

Payment Progress

Select Payee → Enter Payment Details → Verify Payment Details → **Complete Payment** → Print Receipt

Net Banking

- State Bank of India**
Bank Charges: 11.8
[Click Here](#)
- Other Banks Internet Banking**
Bank Charges: 17.7
[Click Here](#)

Card Payments

This payment mode is not available between 23:30 hours IST and 00:30 hours IST

- Rupay Debit Card**
Bank Charges: 0.0
[Click Here](#)
- Credit Cards**
Bank Charges: 12.98
[Click Here](#)

Other Payment Modes


- Branch**
Bank Charges: 59.0
[Click Here](#)
- NEFT/RTGS**
Bank Charges: 15.0
[Click Here](#)
- UPI**
Bank Charges: 0.0
[Click Here](#)

UPI is not available between 22:30 hours IST and 23:30 hours IST

Fees Payment Steps for candidates shortlisted on the General Category Merit List & Reserved Category Merit List Only


If you want to pay by cash then select State Bank of India branch, click 'SBI BRANCH' (red circle)

Payment Progress




Select Payee Enter Payment Details Verify Payment Details Complete Payment Print Receipt

Net Banking




State Bank of India
Bank Charges: 11.8
[Click Here](#)




Other Banks Internet Banking
Bank Charges: 17.7
[Click Here](#)

Card Payments

This payment mode is not available between 23:30 hours IST and 00:30 hours IST




Rupay Debit Card
Bank Charges: 0.0
[Click Here](#)




Credit Cards
Bank Charges: 12.98
[Click Here](#)

Other Payment Modes




Branch
Bank Charges: 59.0
[Click Here](#)



NEFT/RTGS
Bank Charges: 15.0
[Click Here](#)

UPI is not available between 22:30 hours IST and 23:30 hours IST



UPI
Bank Charges: 0.0
[Click Here](#)

Fees Payment Steps for candidates shortlisted on the General Category Merit List & Reserved Category Merit List Only

This page is displayed when you want to pay through 'State Bank BRANCH'. Click the link 'Click here to save....' to generate the Pre Acknowledgement Payment Form which, along with the cash shown in the aforesaid Payment Form, will be accepted in any branch of State Bank of India. A sample of the Pre Acknowledgement Payment Form is shown in the next page. **Click on the Download icon shown in red to download the challan**



Payment details captured successfully.

Please print & submit the Pre Acknowledgement Payment form to the Branch for payment.

Reference No :	DUK9676445	Date of Payment :	
Amount :	INR 300	Convenience Charges :	
Transaction Charge :	INR 59.00	Remarks :	
Total Payable :	INR 359.00		

Form Number :	1224	Name :	Ramesh Jaiswal
Date of Birth :	30/11/2000	Father / Mother Name :	Ranjit Jaiswal
Mobile :	9123548795	Application Fees :	300
Payee :	LORETO COLLEGE	Payment Category:	Online Application Fees
Department :	Educational	Email ID:	
Mobile No:	9123587954		

Download

Pay by cash at any SBI branch using this challan

1 of 1

Automatic Zoom

Depositor Copy

Pre Acknowledgement Payment(PAP) Form for Payment through any SBI Branch

Date: 23-05-2023

Beneficiary/Remittance Details	
State Bank Collect Reference No.	DUK9676445
Beneficiary:	LORETO COLLEGE
Category:	Online Application Fees
Last Date of Payment:	31-12-2023 23:45
Remitter	Ramesh Jaiswal
Rs	
Collection Amount	300.00
Commission	59.00
Total (Rupees Three Hundred Fifty Nine Only)	359.00

Details of Cash / Cheques	Rs	P
Total Rs		

Instructions for Depositor: This is not an e-receipt. After payment, please visit www.onlinesbi.sbi > 'State Bank Collect' and click on the hyperlink at the bottom of the page to generate the e-receipt.

(To be Filled in by the Bank)

Journal No: DUK9676445

Branch Name: _____

Branch Code: Deposit Date:

Branch Stamp

Authorised Signatory

Branch Copy

Pre Acknowledgement Payment(PAP) Form for Payment through any SBI Branch

Date: 23-05-2023

Branch Teller: Use SCR 008765 Deposit > Fee Collection > State Bank Collect

Beneficiary/Remittance Details	
State Bank Collect Reference No.	DUK9676445
Beneficiary:	LORETO COLLEGE
Category:	Online Application Fees
Last Date of Payment:	31-12-2023 23:45
Remitter	Ramesh Jaiswal
Rs	
Collection Amount	300.00
Commission	59.00
Total (Rupees Three Hundred Fifty Nine Only)	359.00

Mode of Payment (Choose Either Cash / Cheque)

Cash ☐ PAN:

Please quote your PAN for Cash remittance >= Rs. 50,000

Cash Notes	Amount	
	Rs	P
*2000		
*500		
*200		
*100		
*50		
*20		
*10		
Coins		
Total Rs		

Cheque ☐ _____

Cheque No: _____ Cheque Date: _____

Drawee Bank: State Bank of India (other bank cheques not accepted under PAP)

Branch: _____


Signature of the Depositor

Space for Bank use

Branch Stamp

Fees Payment Steps for candidates shortlisted on the General Category Merit List & Reserved Category Merit List Only

To re-print payment receipt click on Transaction History



SB Collect

HOME TRANSACTION HISTORY FAQ'S CUSTOMER SUPPORT

Transaction History

☐ By OTP ☐ By Date Range ☒ By SBCollect Reference Number starting with DU

Reference Number *:

Mobile Number DOB


Mobile No *:

Please enter the mobile no provided at the time of payment

Enter the text as shown in the image *:

Select one of the Captcha options*

☒ Image ☐ Audio
Captcha Captcha



Transaction Details


(In Case of payment mode as Branch/NEFT/RTGS, Please submit the payment challan at your branch)

Reference No	Payee Name	Transaction Date	Payment Mode	Amount(₹)	Transaction Status	Download
No data available in table						

Showing 0 to 0 of 0 entries

Fees Payment Steps for candidates shortlisted on the General Category Merit List & Reserved Category Merit List Only

Click By SB Collect Reference Number, enter the reference number , Mobile No, security code and submit



SB Collect

[HOME](#) [TRANSACTION HISTORY](#) [FAQ'S](#) [CUSTOMER SUPPORT](#)

Transaction History

☐ By OTP

☐ By Date Range

☒ By SBCollect Reference Number starting with DU

Reference Number *

Mobile Number

DOB

Mobile No *


Please enter the mobile no provided at the time of payment


Enter the text as shown in the image *

Select one of the Captcha options*

☒ Image Captcha

☐ Audio Captcha





Submit

Transaction Details (In Case of payment mode as Branch/NEFT/RTGS, Please submit the payment challan at your branch)

Reference No	Payee Name	Transaction Date	Payment Mode	Amount(₹)	Transaction Status	Download
No data available in table						

Showing 0 to 0 of 0 entries