

Step 1: Select the red-marked checkbox and click 'Proceed'



#### DISCLAIMER CLAUSE

डिस्क्लेमर क्लॉज़ हिंदी में देखने हेतु [यहां क्लिक करें](#).

[Click here](#) to view the disclaimer clause in Hindi.

#### Terms Used:

- ▶ **Corporate Customer:** Firm/Company/Institution (F/C/I) collecting payment from their beneficiaries.
- ▶ **User:** The beneficiary making a payment to F/C/I for the services/goods availed.
- ▶ Bank shall not be responsible, in any way, for the quality or merchantability of any product/merchandise or any of the services related thereto, whatsoever, offered to the User by the Corporate Customer. Any disputes regarding the same or delivery of the Service or otherwise will be settled between Corporate Customer and the User and Bank shall not be a party to any such dispute. Any request for refund by the User on any grounds whatsoever should be taken up directly with the Corporate Customer and the Bank will not be concerned with such a request.
- ▶ Bank takes no responsibility in respect of the services provided and User shall not be entitled to make any claim against the Bank for deficiency in the services provided by the Corporate Customer.
- ▶ The User shall not publish, display, upload or transmit any information prohibited under Rule 3(2) of the Information Technology (Intermediaries guidelines) Rules, 2011.
- ▶ In case of non-compliance of the terms and conditions of usage by the User, the Bank has the right to immediately terminate the access or usage rights of the User to the computer resource of the Bank and remove the non-compliant information.

I have read and accepted the terms and conditions stated above.  
(Click Check Box to proceed for payment.)

Proceed

## Step 2: Select the State as **West Bengal**

**State Bank Group**

Exit

State Bank Collect | State Bank MOPS | Pay EPFO

You are here: State Bank Collect > State Bank Collect

State Bank Collect

- Reprint Remittance Form
- Payment History

10-May-2016 [07:41 PM IST]

Select State and Type of Corporate / Institution

State of Corporate/Institution \*  
Type of Corporate/Institution \*

West Bengal

- Karnataka
- Kerala
- Madhya Pradesh
- Maharashtra
- Manipur
- Meghalaya
- Mizoram
- Nagaland
- National Capital Territory of Delhi
- Odisha
- Puducherry
- Punjab
- Rajasthan
- Sikkim
- Tamil Nadu
- Telangana
- Tripura
- Uttar Pradesh
- Uttarakhand
- West Bengal

ⓘ Mandatory fields are marked with an asterisk  
ⓘ State Bank Collect is a unique service for pe... accounts with the Bank.

temples, charities and/or any other corporates/institutions who maintain their

© Copyright OnlineSBI | Privacy Statement | Disclosure | Terms of Use

### Step 3: Select the Type of Institution as **Educational Institution**

The screenshot shows the State Bank Group online portal. At the top left is the State Bank Group logo. The main navigation bar includes 'State Bank Collect', 'State Bank MOPS', and 'Pay EPFO'. Below this, a breadcrumb trail reads 'You are here: State Bank Collect > State Bank Collect'. A left sidebar contains a 'State Bank Collect' menu with sub-items 'Reprint Remittance Form' and 'Payment History'. The main content area is titled 'State Bank Collect' and includes a timestamp '10-May-2016 [07:41 PM IST]'. The primary form section is 'Select State and Type of Corporate / Institution'. It contains two mandatory fields: 'State of Corporate/Institution \*' (set to 'West Bengal') and 'Type of Corporate/Institution \*'. The dropdown for the second field is open, showing options: '----- Select Type -----', 'Charitable Institutions', 'Educational Institutions' (highlighted), 'Govt Department', 'Industry', 'Merchant', 'Others', 'PSU - PUBLIC SECTOR UNDERTAKING', and 'Recruitment'. A help icon and text are visible below the form: 'Mandatory fields are marked with an asterisk' and 'State Bank Collect is a unique service for people who maintain their accounts with the Bank.' The footer contains '© Copyright OnlineSBI' on the left and 'Privacy Statement | Disclosure | Terms of Use' on the right.

## Step 4: Click on the Go Button

**State Bank Group**

State Bank Collect | State Bank MOPS | Pay EPFO

Exit

You are here: State Bank Collect > State Bank Collect

State Bank Collect

Reprint Remittance Form  
Payment History

10-May-2016 [07:41 PM IST]

Select State and Type of Corporate / Institution

State of Corporate/Institution \* West Bengal

Type of Corporate/Institution \* Educational Institutions

Go

Mandatory fields are marked with an asterisk (\*)  
State Bank Collect is a unique service for paying online to educational institutions, temples, charities and/or any other corporates/institutions who maintain their accounts with the Bank.

© Copyright OnlineSBI | Privacy Statement | Disclosure | Terms of Use

Step 5: Select Education Institution Name as **Loreto College** from the list

**State Bank Group**

State Bank Collect   State Bank MOPS   Pay EPFO

You are here: State Bank Collect > [State Bank Collect](#)

State Bank Collect

- Reprint Remittance Form
- Payment History

**State Bank Collect** 10-May-2016 [07:42 PM IST]

Select from Educational Institutions \*

Educational Institutions Name

LORETO COLLEGE

IITKHARAGPUR

INDAS MAHAVIDYALAYA

JADAVPUR UNIVERSITY - RECRUITMENT A/C

JADAVPUR UNIVERSITY FEES COLLECTION A/C

JAGADISH BOSE NATIONAL SCIENCE TALENT SEARCH

JAGANNATH KISHORE COLLEGE

JAMALPUR MAHAVIDYALAYA

JAMINI ROY COLLEGE

JANGIPUR COLLEGE

KABI NAZRUL COLLEGE

KABI SUKANTA MAHAVIDYALAYA

KABIKANKAN MUKUNDARAM MAHAVIDYALAYA

KALIGANJ GOVERNMENT COLLEGE

KATWA COLLEGE

KHALISANI MAHAVIDYALAYA-SBI COLLECT

KHANDRA COLLEGE

KHATRA ADIBASI MAHAVIDYALAYA

KOTSHILA MAHAVIDYALAYA

KRISHNAGAR WOMENS COLLEGE ADMISSION

LORETO COLLEGE

Mandatory fields are marked with an asterisk (\*)

© Copyright OnlineSBI

Privacy Statement | Disclosure | Terms of Use

Step 6: Click on the **Submit** Button

**State Bank Group**

Exit

State Bank Collect   State Bank MOPS   Pay EPFO

You are here: State Bank Collect > [State Bank Collect](#)

- ▶ State Bank Collect
  - Reprint Remittance Form
  - Payment History

**State Bank Collect** 10-May-2016 [07:42 PM IST]

Select from Educational Institutions \*

Educational Institutions Name   LORETO COLLEGE

**Submit**   **Back**

✎ Mandatory fields are marked with an asterisk (\*)

© Copyright OnlineSBI   Privacy Statement | Disclosure | Terms of Use

Step 7: Please select Payment Category correctly

**(Note: Only B.Ed. Students should select categories beginning with eg: B.Ed Q2 Nov-Dec etc..)**


**State Bank Group**

State Bank Collect   State Bank MOPS   Pay EPFO

You are here: State Bank Collect > [State Bank Collect](#)

State Bank Collect  
Reprint Remittance Form  
Payment History

**State Bank Collect** 26-Nov-2016 [03:15 PM IST]

 **LORETO COLLEGE**  
7, MIDDLETON ROW, , KOLKATA-700071

Provide details of payment

Select Payment Category \*

- ❖ Mandatory fields are marked with an asterisk
- ❖ The payment structure document if available
- ❖ Date specified(if any) should be in the format DD-MM-YY


--Select Category--

- Select Category--
- Q3 Jan - Mar
- Q4 Apr - Jun
- Q2 and Q3 Nov - Mar
- Q2,Q3,Q4 Nov - Jun
- Q3,Q4 Jan - Jun
- B.Ed Q2,Q3,Q4 Nov-Jun
- Annual Fees (2nd yr, 3rd Yr)
- Q2 Nov - Dec
- Q1 Jul - Oct
- B.Ed Q2 Nov-Dec
- B.Ed Q3 Jan-Mar

© Copyright OnlineSBI

Privacy Statement | Disclosure | Terms of Use

Step 8: A Form Similar to the one below will appear, Kindly fill in the details and Click the Submit Button



LOYOLA COLLEGE  
7, MIDDLETON ROW, , KOLKATA-700071


---

**Provide details of payment**

Select Payment Category *	<input type="text" value="Q2 Nov - Dec"/>
Student Name *	<input type="text"/>
Class	<input type="text"/>
Bill Book No *	<input type="text"/>
Mobile	<input type="text"/>
Tuition Fees *	<input type="text" value="300"/> Fixed:Rs.300
Development and Maintenance *	<input type="text" value="1000"/> Fixed:Rs.1000
HR / Film Studies *	<input type="text" value="--Select HR / Film Studies--"/>
Economics Honours *	<input type="text" value="--Select Economics Honours--"/>
Mathematics *	<input type="text" value="--Select Mathematics--"/>
Remarks	<input type="text"/>

- Please Enter your correct Bill Book No
- Please select the correct amount for self financed subjects

Please enter your Name, Date of Birth & Mobile Number. This is required to reprint your e-receipt / remittance(PAP) form, if the need arises.

Name *	<input type="text"/>
Date of Birth *	<input type="text"/> 
Mobile Number *	<input type="text"/>

Enter the text as shown in the image \*

<input type="text"/>	<input type="text" value="12CCB"/>
----------------------	------------------------------------



A Sample entry is shown for reference;

**B.A / B.Sc. Students**

- (1) Enter your Name : Eg: Shruti Banerjee
- (2) Enter your class: 3rd yr ENGA
- (3) Enter your Bill Book No: 1108
- (4) Enter your Mobile : 9400112233
- (5) If you have HR / Film Studies as a pass subject then select the correct amount, otherwise select 0
- (6) If you are from Eco(H) then select the correct amount, otherwise select 0
- (7) If you have Mathematics as a pass subject then select the correct amount, otherwise select 0
- (8) At the end of the form re-enter your name , DOB, mobile and the security number displayed on the page
- (9) Submit

**B.Ed. Students**

- (10) Enter your Name : Eg: Shruti Banerjee
- (11) Enter your class: 2nd yr B.Ed
- (12) Enter your Bill Book No: 2015001
- (13) Enter your Mobile : 9400112233
- (14) At the end of the form re-enter your name , DOB, mobile and the security number displayed on the page
- (15) Submit

***PLEASE DO NOT ENTER ANY SPECIAL IN YOUR NAME AND CLASS CHARACTERS LIKE ( . & - , ; etc...)***



7, MIDDLETON ROW, , KOLKATA-700071

Provide details of payment

Select Payment Category *	<input type="text" value="Q2 Nov - Dec"/>
Student Name *	<input type="text" value="Shruti Banerjee"/>
Class	<input type="text" value="3rd yr ENGA"/>
Bill Book No *	<input type="text" value="1108"/>
Mobile	<input type="text" value="9007112233"/>
Tuition Fees *	<input type="text" value="300"/> Fixed:Rs.300
Development and Maintenance *	<input type="text" value="1000"/> Fixed:Rs.1000
HR / Film Studies *	<input type="text" value="1000"/>
Economics Honours *	<input type="text" value="0"/>
Mathematics *	<input type="text" value="0"/>
Remarks	<input type="text"/>

- Please Enter your correct Bill Book No
- Please select the correct amount for self financed subjects

Please enter your Name, Date of Birth & Mobile Number. This is required to reprint your e-receipt / remittance(PAP) form, if the need arises.

Name *	<input type="text" value="Shruti Banerjee"/>
Date of Birth *	<input type="text" value="26/3/1993"/>
Mobile Number *	<input type="text" value="9007112233"/>

Enter the text as shown in the image \*

Step 9: Verify your details and click on the **Confirm Button** to proceed for payment

The screenshot displays the State Bank Group online payment interface. At the top, the State Bank Group logo is visible. Below it, there are navigation tabs for 'State Bank Collect', 'State Bank MOPS', and 'Pay EPFO'. The current page is 'State Bank Collect', and the breadcrumb trail shows 'You are here: State Bank Collect > State Bank Collect'. A left sidebar contains links for 'State Bank Collect', 'Reprint Remittance Form', and 'Payment History'. The main content area is titled 'State Bank Collect' and shows the date and time as '26-Nov-2016 [03:40 PM IST]'. The transaction details are as follows:

Verify details and confirm this transaction	
Educational Institutions Name	LORETO COLLEGE
Category	Q2 Nov - Dec
Student Name	Shruti Banerjee
Class	3rd yr ENGA
Bill Book No	1108
Mobile	9007112233
Tuition Fees	300
Development and Maintenance	1000
HR / Film Studies	1000
Economics Honours	0
Mathematics	0
Total Amount	INR 2,300.00
Remarks	

Below the table, there is a warning message: 'Please ensure that you are making the payment to the correct payee.' At the bottom of the transaction details, there are two buttons: 'Confirm' and 'Cancel'. A blue arrow points from the text 'click on the Confirm Button' in the instruction above to the 'Confirm' button.

© Copyright OnlineSBI Privacy Statement | Disclosure | Terms of Use

Step 10: Select the mode of payment. For payment through Net banking / Credit Card / Debit Card, choose your suitable option. For payment by cash in any State Bank of India branch, click 'SBI BRANCH' (red circle)

## NET BANKING

## CARD PAYMENT

## CASH PAYMENT

The screenshot displays the State Bank MOPS (Multi Option Payment System) interface. It is divided into three main sections: NET BANKING, CARD PAYMENTS, and OTHER PAYMENT MODES. The NET BANKING section lists several State Bank branches with their respective bank charges. The CARD PAYMENTS section includes options for State Bank ATM-cum-Debit Card, Other Banks Debit Cards, and Credit Cards. The OTHER PAYMENT MODES section features the SBI BRANCH option, which is highlighted with a red circle. A red circle also highlights the right arrow button next to the SBI BRANCH option. Arrows from the section headers point to their respective sections in the interface.

NET BANKING	CARD PAYMENTS	OTHER PAYMENT MODES
<b>State Bank of India</b> With you - all the way Bank Charges: 11.45	This payment mode is not available between 23:30 hours IST and 00:30 hours IST	<b>SBI BRANCH</b> Bank Charges: Rs 57.0
<b>State Bank of Bikaner and Jaipur</b> The Best with a vision Bank Charges: 11.45	<b>State Bank ATM-cum-Debit Card</b> Bank Charges: Rs 11.45	
<b>State Bank of Hyderabad</b> You Can Always Bank on Us Bank Charges: 11.45	<b>Other Banks Debit Cards</b> Bank Charges: Rs 12.59	
<b>State Bank of Mysore</b> Working for a better tomorrow Bank Charges: 11.45	<b>Credit Cards</b> Bank Charges: Rs 12.59	
<b>State Bank of Patiala</b> With You Overlap Every Inch of The Pie Bank Charges: 11.45		
<b>State Bank of Travancore</b> A Long Tradition of Trust Bank Charges: 11.45		
<b>Other Banks Internet Banking</b> Bank Charges: 17.18		

To print e-receipt, click 'Payment History' option and fill in the 'DU Reference Number' as seen in your 'Pre Acknowledgement Payment Form' and your Date of Birth / Mobile Number. Click the 'Go' button and print the e-receipt.

**State Bank Group**


State Bank Collect   State Bank MOPS   Pay EPFO

You are here: State Bank Collect > Payment History



State Bank Collect  
Reprint Remittance Form  
▶ Payment History

**State Bank Collect** 10-May-2016 [08:51 PM IST]

Select a date range to view details of previous payments (OR)


**Date of Birth \***    
(Date provided at the time of making payment)

**Mobile Number \***   
(Mobile Number provided at the time of making payment)

**Start Date \***    
**End Date \***  

Enter the INB Reference Number (Starting with 'DU') & DOB/Mobile Number to view a specific payment



**DU Reference Number \***   
(As appearing in your pass book/statement in the narration pertaining to the transaction)

**Date of Birth \***    
(Date provided at the time of making payment)

(OR)

**Mobile Number \***   
(Mobile Number provided at the time of making payment)

Enter the text as shown in the image \*

- ❖ Mandatory fields are marked with an asterisk (\*)
- ❖ Date range cannot exceed one year

© Copyright OnlineSBI Privacy Statement | Disclosure | Terms of Use