

Step 1: Select the red-marked checkbox and click 'Proceed'



The Banker to Every Indian

Products & Services [Know More](#)

STATE BANK COLLECT
A MULTI-MODAL PAYMENT PORTAL

DISCLAIMER CLAUSE

डिस्क्लेमर क्लॉज़ हिंदी में देखने हेतु [यहां क्लिक करें](#).
[Click here](#) to view the disclaimer clause in Hindi.

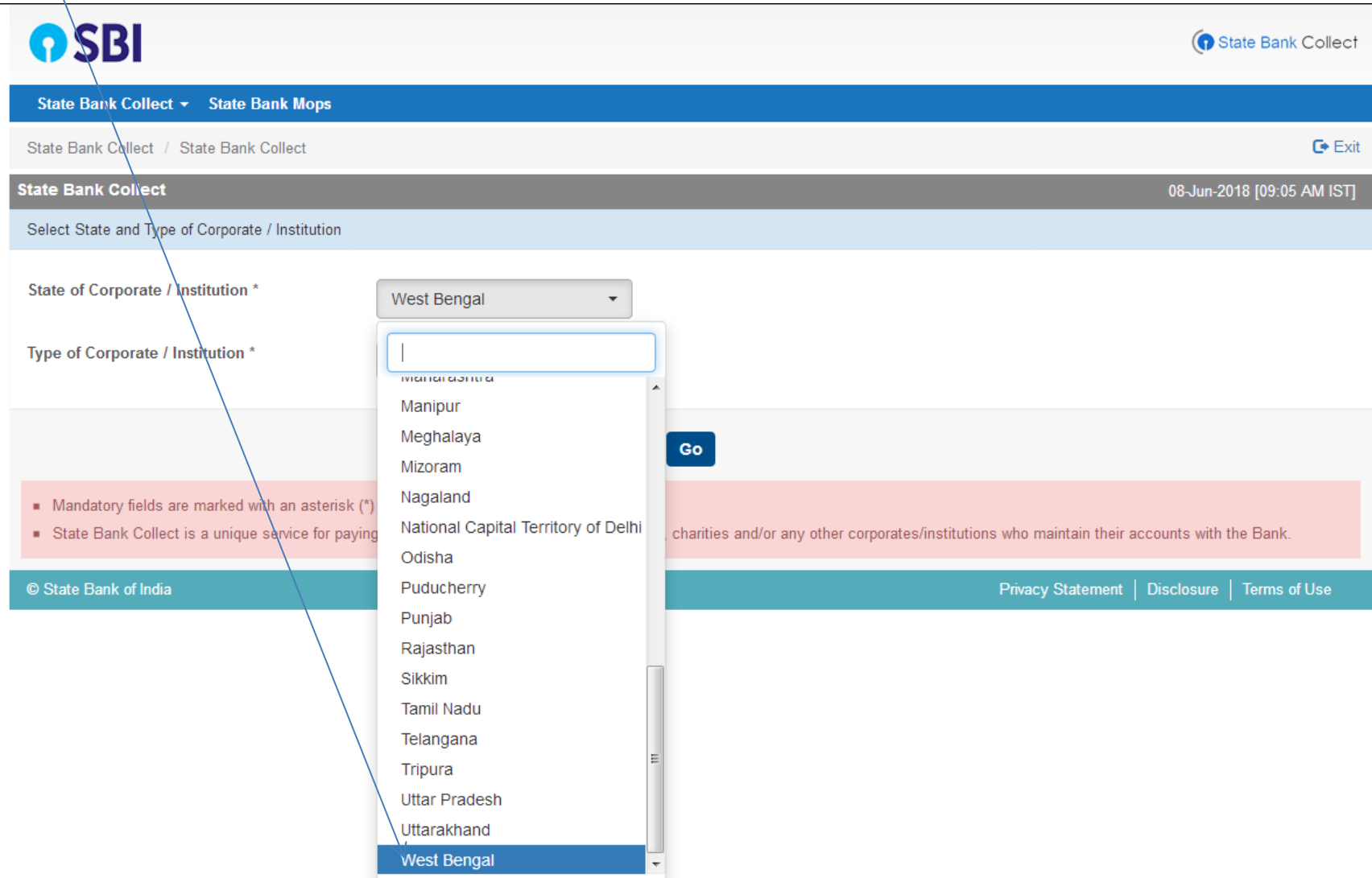
Terms Used:

- ▶ **Corporate Customer:** Firm/Company/Institution (F/C/I) collecting payment from their beneficiaries.
- ▶ **User:** The beneficiary making a payment to F/C/I for the services/goods availed.
- ▶ Bank shall not be responsible, in any way, for the quality or merchantability of any product/merchandise or any of the services related thereto, whatsoever, offered to the User by the Corporate Customer. Any disputes regarding the same or delivery of the Service or otherwise will be settled between Corporate Customer and the User and Bank shall not be a party to any such dispute. Any request for refund by the User on any grounds whatsoever should be taken up directly with the Corporate Customer and the Bank will not be concerned with such a request.
- ▶ Bank takes no responsibility in respect of the services provided and User shall not be entitled to make any claim against the Bank for deficiency in the services provided by the Corporate Customer.
- ▶ The User shall not publish, display, upload or transmit any information prohibited under Rule 3(2) of the Information Technology (Intermediaries guidelines) Rules, 2011.
- ▶ In case of non-compliance of the terms and conditions of usage by the User, the Bank has the right to immediately terminate the access or usage rights of the User to the computer resource of the Bank and remove the non-compliant information.

☒ I have read and accepted the terms and conditions stated above.
(Click Check Box to proceed for payment.)

Proceed

Step 2: Select the State as **West Bengal**



The screenshot shows the SBI State Bank Collect web interface. At the top, the SBI logo is on the left, and 'State Bank Collect' is on the right. Below this is a blue navigation bar with 'State Bank Collect' and 'State Bank Mops'. A breadcrumb trail shows 'State Bank Collect / State Bank Collect' with an 'Exit' link. A grey header bar displays 'State Bank Collect' and the date/time '08-Jun-2018 [09:05 AM IST]'. The main content area has a light blue header 'Select State and Type of Corporate / Institution'. Below this are two required fields: 'State of Corporate / Institution *' and 'Type of Corporate / Institution *'. The 'State of Corporate / Institution *' dropdown menu is open, showing a list of Indian states and territories. 'West Bengal' is selected and highlighted in blue at the bottom of the list. To the right of the dropdown is a blue 'Go' button. A red informational box contains two bullet points: 'Mandatory fields are marked with an asterisk (*)' and 'State Bank Collect is a unique service for paying charities and/or any other corporates/institutions who maintain their accounts with the Bank.' The footer includes '© State Bank of India' on the left and links for 'Privacy Statement', 'Disclosure', and 'Terms of Use' on the right.

SBI

State Bank Collect

State Bank Collect ▾ State Bank Mops

State Bank Collect / State Bank Collect [Exit](#)

State Bank Collect 08-Jun-2018 [09:05 AM IST]

Select State and Type of Corporate / Institution

State of Corporate / Institution *

Type of Corporate / Institution *

West Bengal

Go

- Mandatory fields are marked with an asterisk (*)
- State Bank Collect is a unique service for paying charities and/or any other corporates/institutions who maintain their accounts with the Bank.

© State Bank of India

[Privacy Statement](#) | [Disclosure](#) | [Terms of Use](#)

Step 3: Select the Type of Institution as **Educational Institution**

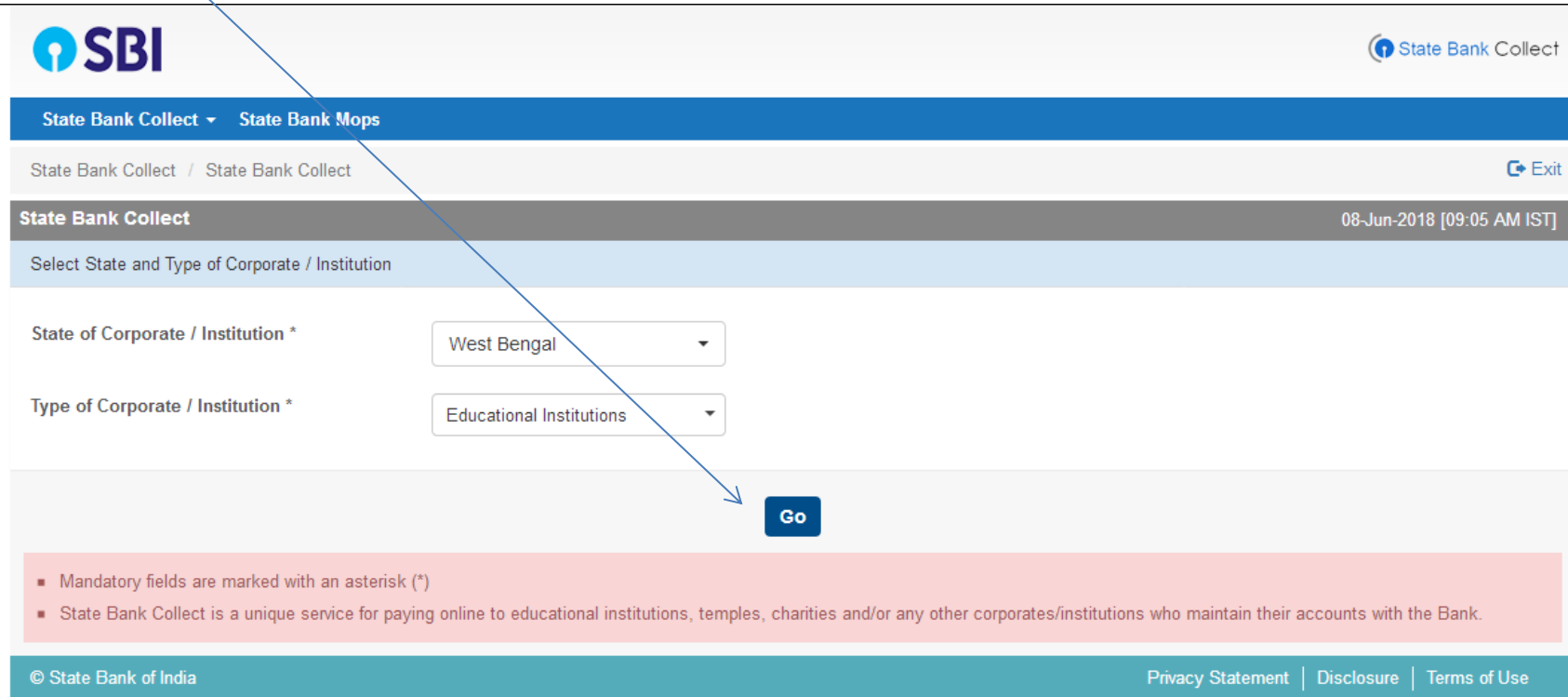
The screenshot displays the SBI State Bank Collect portal. At the top, the SBI logo is on the left, and 'State Bank Collect' is on the right. Below this is a blue navigation bar with 'State Bank Collect' and 'State Bank Mops'. A breadcrumb trail shows 'State Bank Collect / State Bank Collect' with an 'Exit' link. A dark grey bar contains 'State Bank Collect' and the timestamp '08-Jun-2018 [09:05 AM IST]'. A light blue bar prompts the user to 'Select State and Type of Corporate / Institution'.

The main form area has two dropdown menus. The first, 'State of Corporate / Institution *', is set to 'West Bengal'. The second, 'Type of Corporate / Institution *', is set to 'Educational Institutions'. A blue arrow points from the text 'Step 3: Select the Type of Institution as Educational Institution' to the 'Educational Institutions' option in the second dropdown menu. The dropdown menu is open, showing a list of options: '----- Select Type -----', 'Charitable Institutions', 'Commercial Services', 'Educational Institutions' (highlighted in blue), 'Govt Department', 'Hospital', 'Industry', 'Merchant', 'Others', 'PSU - PUBLIC SECTOR UNDERTAKING', and 'Recruitment'.

Below the dropdowns, a red box contains two bullet points: 'Mandatory fields are marked with an asterisk (*)' and 'State Bank Collect is a unique service for paying...'. To the right of the dropdowns is a blue 'Go' button. Further right, a red box contains the text: 's, charities and/or any other corporates/institutions who maintain their accounts with the Bank.'

The footer consists of a teal bar with '© State Bank of India' on the left and 'Privacy Statement | Disclosure | Terms of Use' on the right.

Step 4: Click on the Go Button



The screenshot shows the SBI State Bank Collect interface. At the top left is the SBI logo. At the top right is the text "State Bank Collect". Below this is a blue navigation bar with "State Bank Collect" and "State Bank Mops". Underneath is a breadcrumb trail "State Bank Collect / State Bank Collect" and an "Exit" button. A grey bar shows the date and time "08-Jun-2018 [09:05 AM IST]". Below this is a light blue bar with the text "Select State and Type of Corporate / Institution". The main form area has two dropdown menus: "State of Corporate / Institution *" with "West Bengal" selected, and "Type of Corporate / Institution *" with "Educational Institutions" selected. A blue "Go" button is positioned below these menus, with a blue arrow pointing to it from the text "Step 4: Click on the Go Button". Below the form is a pink notice box with two bullet points: "Mandatory fields are marked with an asterisk (*)" and "State Bank Collect is a unique service for paying online to educational institutions, temples, charities and/or any other corporates/institutions who maintain their accounts with the Bank." The footer is a teal bar with "© State Bank of India" on the left and "Privacy Statement | Disclosure | Terms of Use" on the right.

SBI State Bank Collect

State Bank Collect ▾ State Bank Mops

State Bank Collect / State Bank Collect [Exit](#)

State Bank Collect 08-Jun-2018 [09:05 AM IST]

Select State and Type of Corporate / Institution

State of Corporate / Institution *

Type of Corporate / Institution *

Go

- Mandatory fields are marked with an asterisk (*)
- State Bank Collect is a unique service for paying online to educational institutions, temples, charities and/or any other corporates/institutions who maintain their accounts with the Bank.

© State Bank of India Privacy Statement | Disclosure | Terms of Use

Step 5: Select Education Institution Name as **Loreto College** from the list

The screenshot displays the State Bank Collect portal interface. At the top, the SBI logo is on the left, and 'State Bank Collect' is on the right. Below this is a blue navigation bar with 'State Bank Collect' and 'State Bank Mops'. A breadcrumb trail shows 'State Bank Collect / State Bank Collect', and an 'Exit' button is on the right. A grey bar indicates the date and time: '08-Jun-2018 [09:15 AM IST]'. The main content area has a header 'Select from Educational Institutions'. Below this is a form field labeled 'Educational Institutions Name *' with a dropdown menu. The dropdown is open, showing a list of institutions. 'LORETO COLLEGE' is highlighted in blue. A blue arrow points from the text 'Loreto College' in the step instruction to this highlighted option. A red message box states: 'Mandatory fields are marked with an asterisk (*)'. The footer contains '© State Bank of India' on the left and links for 'Privacy Statement', 'Disclosure', and 'Terms of Use' on the right.

State Bank Collect State Bank Mops

State Bank Collect / State Bank Collect Exit

State Bank Collect 08-Jun-2018 [09:15 AM IST]

Select from Educational Institutions

Educational Institutions Name *

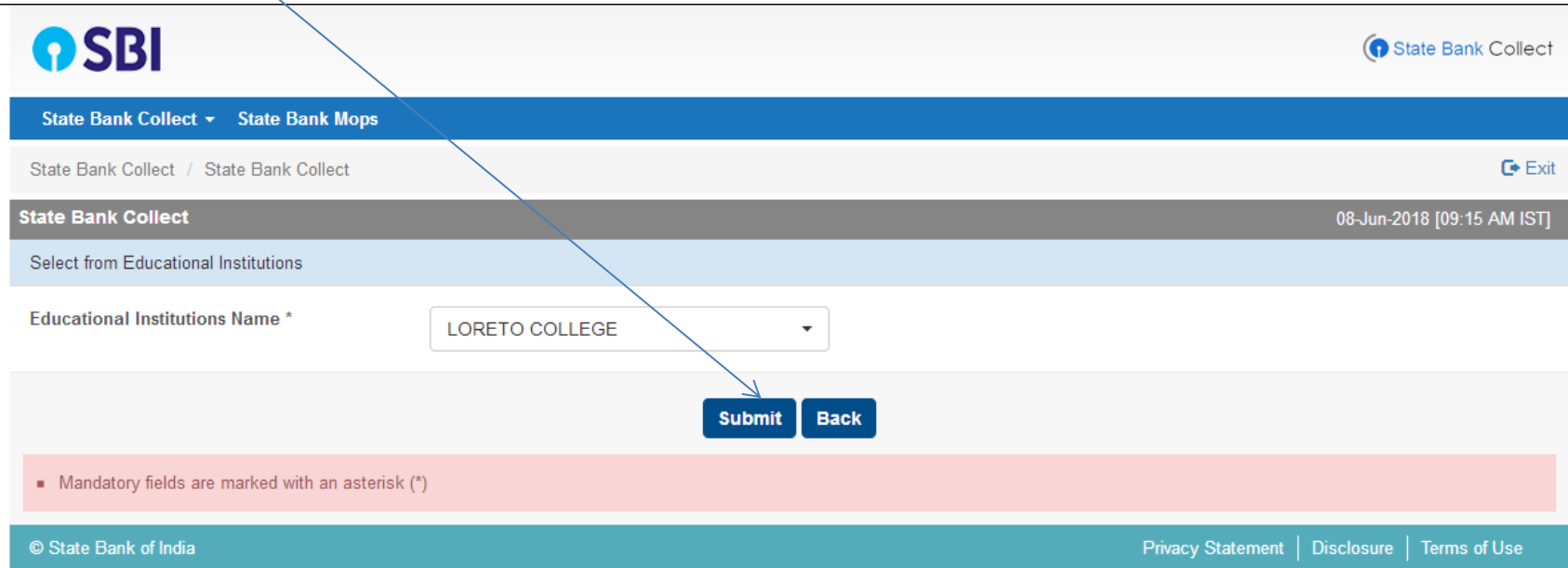
LORETO COLLEGE

KIDS LOVEDALE
KINGSTON EDUCATIONAL INSTITUTE
KRISHNA CHANDRA COLLEGE
KRISHNAGAR WOMEN'S COLLEGE ADMISSION
KVA EDUCARE LLP
LORETO COLLEGE
M/S KIDZEE BARASAT
MADHYAMGRAM B.ED. COLLEGE (M.ED COURSE)
MADHYAMGRAM B.ED. COLLEGE(B.ED AND D.E.)
MAGRAHAT COLLEGE
MAHAMMAD MINORITY COLLEGE
MAHARAJA NANDAKUMAR MAHAVIDYALAYA
MAHASIN B.ED. COLLEGE
MAHULASRIRAMKRISHNANTEACHERSTRAINING
MALDACOLLEGE
MAMATA SHANKAR BALLET TROUPE

Mandatory fields are marked with an asterisk (*)

© State Bank of India Privacy Statement Disclosure Terms of Use

Step 6: Click on the **Submit** Button



The screenshot displays the State Bank Collect portal interface. At the top left is the SBI logo, and at the top right is the 'State Bank Collect' header. Below this is a blue navigation bar with 'State Bank Collect' and 'State Bank Mops'. A breadcrumb trail shows 'State Bank Collect / State Bank Collect' with an 'Exit' link. A dark grey bar indicates the date and time: '08-Jun-2018 [09:15 AM IST]'. The main content area has a light blue header 'Select from Educational Institutions'. Below this is a form with the label 'Educational Institutions Name *' and a dropdown menu currently showing 'LORETO COLLEGE'. At the bottom of the form are two buttons: 'Submit' and 'Back'. A blue arrow points from the text 'Step 6: Click on the Submit Button' to the 'Submit' button. A red banner at the bottom of the form states: 'Mandatory fields are marked with an asterisk (*)'. The footer contains '© State Bank of India' and links for 'Privacy Statement', 'Disclosure', and 'Terms of Use'.

SBI

State Bank Collect

State Bank Collect ▾ State Bank Mops

State Bank Collect / State Bank Collect [Exit](#)

State Bank Collect 08-Jun-2018 [09:15 AM IST]

Select from Educational Institutions

Educational Institutions Name *

[Submit](#) [Back](#)

■ Mandatory fields are marked with an asterisk (*)

© State Bank of India [Privacy Statement](#) | [Disclosure](#) | [Terms of Use](#)

Please generate temporary admission receipt to get your Bill Book No. and then make the online payments.

You are required to make the payment under the category:

- Admission and Q1 UG**

For admission fees and Quarter-1 fees

Please Note Q1 is of 4 months, Q2 is of 2 months, Q3 and Q4 are of 3 months

**Kindly ignore July-October mentioned in the SBI Collect portal,
Quarter-1 fees is for the first four months of the new academic session**

Step 7: Please select Payment Category as **Admission and Q1 UG** and then click Submit

The screenshot displays the SBI State Bank Collect payment interface. At the top, the SBI logo and 'State Bank Collect' text are visible. Below the header, there's a navigation bar with 'State Bank Collect' and 'State Bank Mops'. The main content area shows a payment form for 'LORETO C' (7, MIDDLETON). A dropdown menu is open, showing a list of payment categories. The option 'Admission and Q1 UG' is highlighted with a red circle. A blue arrow points to this option from the instruction text above. The dropdown menu also includes options like 'Annual Fees (2nd yr, 3rd yr)', 'Annual Fees 1st Yr', 'B.ED ALL QTRS Q1 To Q4', 'B.ED Annual Fees 1st year', 'B.ED Annual Fees 2nd year', 'B.ED Q1', 'B.ED. Admission and Q1', 'B.Ed Q2 Nov-Dec', 'B.Ed Q3 Jan-Mar', and 'B.Ed Q4 Apr-Jun'. The footer contains the copyright notice '© State Bank of India' and links for 'Privacy Statement', 'Disclosure', and 'Terms of Use'.

State Bank Collect

State Bank Collect / State Bank Collect

State Bank Collect

09-Jun-2019 [07:50 AM IST]

Provide details of payment

Select Payment Category *

Admission and Q1 UG

Annual Fees (2nd yr, 3rd yr)

Annual Fees 1st Yr

B.ED ALL QTRS Q1 To Q4

B.ED Annual Fees 1st year

B.ED Annual Fees 2nd year

B.ED Q1

B.ED. Admission and Q1

B.Ed Q2 Nov-Dec

B.Ed Q3 Jan-Mar

B.Ed Q4 Apr-Jun

■ Mandatory fields are marked with an asterisk (*)


■ The payment structure document if available will contain detailed instructions about the online payment process.

■ Date specified(if any) should be in the format of 'ddmmyyy'. Eg., 02082008

© State Bank of India

Privacy Statement | Disclosure | Terms of Use

Step 8: The Following Form will appear, Kindly fill in the details and Click the Submit Button



LORETO COLLEGE
7, MIDDLETON ROW, , KOLKATA-700071

Provide details of payment

Select Payment Category *	Admission and Q1 UG	
Student Name *		
Bill Book No. *		
Class		
Mobile		
Admission Fees *	3000	Fixed:Rs.3000
University Registration *	--Select University Registration--	
Forms and Charges *	200	Fixed:Rs.200
Univ Sports Fee *	60	Fixed:Rs.60
Univ Exam Form *	20	Fixed:Rs.20
Library Fees *	1600	Fixed:Rs.1600
Games and Social *	800	Fixed:Rs.800
Societies and Seminar *	800	Fixed:Rs.800
Internal exam etc. *	5525	Fixed:Rs.5525
Building Fees *	1000	Fixed:Rs.1000
Student Health Home *	10	Fixed:Rs.10

Note:


- University Registration will be Rs 100/- for ISC, CBSE, WBHSE & NIOS boards
- For all other boards, the University Registration will be Rs 200/-

- If you have Geography as a subject then select Geography Practical as Rs 700/- otherwise it will be 0/-
- If you have Psychology as a subject then select Psychology Practical as 700/- otherwise it will be 0/-
- If you have Human Rights or Film Studies as a subject then select HR Film Studies Practical as Rs 700/- otherwise it will be 0/-
- If you have Journalism as a subject then select Journalism Practical as Rs 700/- otherwise it will be 0/-

Self Financing Fees July-Oct (Rs 500/- per month for the following)

- If you have Human Rights / Film Studies then choose Rs 2000/- as July-Oct (Self Financing fees) otherwise choose 0/-
- If you have Sociology then choose Rs 2000/- as July-Oct (Self Financing fees) otherwise choose 0/-
- If you have Statistics then choose Rs 2000/- as July-Oct (Self Financing fees) otherwise choose 0/-

Step 9: Verify your details and click on the **Confirm Button** to proceed for payment



LORETO COLLEGE
7, MIDDLETON ROW, KOLKATA-700071

Provide details of payment

Select Payment Category *	Admission and Q1 UG	
Student Name *	S Banerjee	
Bill Book No. *	2956	
Class	English Honours 1st Year	
Mobile	9123456789	
Admission Fees *	3000	Fixed:Rs.3000
University Registration *	100	
Forms and Charges *	200	Fixed:Rs.200
Univ Sports Fee *	60	Fixed:Rs.60
Univ Exam Form *	20	Fixed:Rs.20
Library Fees *	1600	Fixed:Rs.1600
Games and Social *	800	Fixed:Rs.800
Societies and Seminar *	800	Fixed:Rs.800
Internal exam etc. *	5525	Fixed:Rs.5525
Building Fees *	1000	Fixed:Rs.1000

Continued in next page....

click on the **Submit Button** to proceed for payment

Student Health Home *	<input type="text" value="10"/>	Fixed:Rs.10
Geography Practical *	<input type="text" value="0"/>	
Psychology Practical *	<input type="text" value="0"/>	
HR Film Studies Practical *	<input type="text" value="700"/>	
Journalism Practical *	<input type="text" value="700"/>	
Tuition Fees Jul-Oct *	<input type="text" value="600"/>	Fixed:Rs.600
Development Fees *	<input type="text" value="4000"/>	Fixed:Rs.4000
HR or Film Studies Jul-Oct *	<input type="text" value="2000"/>	
Sociology Jul-Oct *	<input type="text" value="0"/>	
Statistics Jul-Oct *	<input type="text" value="0"/>	
<div></div>		
Remarks		
• Please enter your correct Bill Book No.		

Please enter your Name, Date of Birth (For Personal Banking) / Incorporation (For Corporate Banking) & Mobile Number.
This is required to reprint your e-receipt / remittance(PAP) form, if the need arises.

Name *	<input type="text" value="S Banerjee"/>
Date Of Birth / Incorporation *	<input type="text" value="21/2/2000"/>
Mobile Number *	<input type="text" value="9123456789"/>
Email Id	<input type="text"/>
Enter the text as shown in the image *	<input type="text" value="70893"/>

70893

Submit

Reset

Back


Mandatory fields are marked with an asterisk (*)

The payment structure document if available will contain detailed instructions about the online payment process.

Step 10: Verify your details and click on the **Confirm Button** to proceed for payment

State Bank Collect / State Bank Collect [Exit](#)

State Bank Collect 21-Jun-2018 [09:12 AM IST]

 LORETO COLLEGE
7, MIDDLETON ROW, , KOLKATA-700071

Verify details and confirm this transaction

Category	Annual Fees 1st Yr
Student Name	S BANERJEE
Bill Book No	2833
Class	1ST YR
Mobile	9007938551
Admission Fees	3000
University Registration	100
Forms and Charges	200
Univ Sports Fee	60
Univ Exam Form	20
Library Fees	1800
Games and Social	800
Societies and Seminar	800
Internal exam etc.	5500
Building Fees	1000
Student Health Home	10
Geography Practical	0
Psychology Practical	0
HR Film Studies Practical	0
Journalism Practical	0
Total Amount	INR 13,090.00
Remarks	

* Please ensure that you are making the payment to the correct payee.

[Confirm](#) [Cancel](#)

© State Bank of India Privacy Statement | Disclosure | Terms of Use

Step 10: Select the mode of payment. For payment through Net banking / Credit Card / UPI, choose your suitable option. For payment by cash in any State Bank of India branch, click ‘SBI BRANCH’

Note: Please use Net Banking / Debit /Credit Card / Cash / UPI options

NET BANKING

CARD PAYMENT

CASH PAYMENT

UPI


The screenshot displays the 'STATE BANK COLLECT MULTI OPTION PAYMENT SYSTEM' interface. It is organized into three main sections: 'Net Banking', 'Card Payments', and 'Other Payments Modes'. The 'Net Banking' section includes 'State Bank of India' (Bank Charges: Rs 11.8) and 'Other Banks Internet Banking' (Bank Charges: Rs 17.7). The 'Card Payments' section includes 'State Bank ATM-cum-Debit Card' (Bank Charges: Rs 0.0), 'Prepaid Card' (Bank Charges: —, NOT ENABLED), 'Other Bank Debit Cards' (Bank Charges: Rs 0.0), 'Foreign Card' (Bank Charges: —, NOT ENABLED), and 'Credit Cards' (Bank Charges: Rs 150.33). The 'Other Payments Modes' section includes 'UPI' (Bank Charges: Rs 0.0), 'NEFT/RTGS' (Bank Charges: Rs 15.0), and 'SBI Branch' (Bank Charges: Rs 55.0). Arrows from the labels 'NET BANKING', 'CARD PAYMENT', 'CASH PAYMENT', and 'UPI' point to the corresponding options in the interface.


Payment Mode	Bank Charges	Status
State Bank of India (Net Banking)	Rs 11.8	Available
Other Banks Internet Banking (Net Banking)	Rs 17.7	Available
State Bank ATM-cum-Debit Card (Card Payments)	Rs 0.0	Available
Prepaid Card (Card Payments)	—	NOT ENABLED
Other Bank Debit Cards (Card Payments)	Rs 0.0	Available
Foreign Card (Card Payments)	—	NOT ENABLED
Credit Cards (Card Payments)	Rs 150.33	Available
UPI (Other Payments Modes)	Rs 0.0	Available
NEFT/RTGS (Other Payments Modes)	Rs 15.0	Available
SBI Branch (Other Payments Modes)	Rs 55.0	Available

If you want to pay by cash then select State Bank of India branch, click ‘SBI BRANCH’ (red circle)


STATE BANK COLLECT MULTI OPTION PAYMENT SYSTEM


Net Banking



State Bank of India
Bank Charges: Rs 11.8
[CLICK HERE](#)



Other Banks Internet Banking
Bank Charges: Rs 17.7
[CLICK HERE](#)


Card Payments


 This payment mode is not available between 23:30 hours IST and 00:30 hours IST


State Bank ATM-card-Debit Card
Bank Charges: Rs 0.0
[CLICK HERE](#)



Other Bank Debit Cards
Bank Charges: Rs 0.0
[CLICK HERE](#)



Credit Cards
Bank Charges: Rs 150.33
[CLICK HERE](#)



Prepaid Card
Bank Charges: —
NOT ENABLED


Foreign Card
Bank Charges: —
NOT ENABLED


Other Payments Modes


UPI
Bank Charges: Rs 0.0
[CLICK HERE](#)


NEFT/RTGS
Bank Charges: Rs 15.0
[CLICK HERE](#)


SBI Branch
Bank Charges: Rs 58.0
[CLICK HERE](#)

This page is displayed when you want to pay through 'State Bank BRANCH'. Click the link 'Click here to save....' to generate the Pre Acknowledgement Payment Form which, along with the cash shown in the aforesaid Payment Form, will be accepted in any branch of State Bank of India. A sample of the Pre Acknowledgement Payment Form is shown in the next page. **Click on the PDF icon shown in red to download the challan**

State Bank Collect

State Bank Collect ▾ State Bank Mops

State Bank Collect / State Bank Collect Exit


State Bank Collect 08-Jun-2018 [09:32 AM IST]

Payment details captured successfully.

Please print & submit the Pre Acknowledgement Payment form to the Branch for payment.

Payment Details :

SBCollect Reference Number	DU90987554
Category	Online Application Fees
Form Number	123
Name	Samik
Date of Birth	3/2/1987
Father / Mother Name	M K BANERJEE
Mobile	9007938558
Application Fees	300
Transaction Charge	INR 59.00
Total Amount	INR 359.00
Remarks	

 [Click here to save the Pre-Acknowledgement Form in PDF](#)

[Return to State Bank Collect Home Page](#)

© State Bank of India Privacy Statement | Disclosure | Terms of Use



Depositor Copy

Pre Acknowledgement Payment(PAP) Form for Payment through any SBI Branch

Date: 08-06-2018

Beneficiary/Remittance Details		
State Bank Collect Reference No.	DU90987554	
Beneficiary:	LORETO COLLEGE	
Category:	Online Application Fees	
Last Date of Payment:	31-07-2018 23:45	
Remitter	Samik	
	Rs	
Collection Amount		300.00
Commission		59.00
Total (Rupees Three Hundred Fifty Nine Only)		359.00
Details of Cash / Cheques	Rs	p
Total Rs		

Instructions for Depositor: This is not an e-receipt. After payment, please visit www.onlinesbi.com > 'State Bank Collect' and click on the hyperlink at the bottom of the page to generate the e-receipt.

(To be Filled in by the Bank)

Journal No: DU90987554

Branch Name: _____

Branch Code: Deposit Date:

Branch Stamp

Authorised Signatory



Branch Copy

Pre Acknowledgement Payment(PAP) Form for Payment through any SBI Branch

Branch Teller: Use SCR 008765 Deposit > Fee Collection > State Bank Collect

Date: 08-06-2018

Beneficiary/Remittance Details		
State Bank Collect Reference No.	DU90987554	
Beneficiary:	LORETO COLLEGE	
Category:	Online Application Fees	
Last Date of Payment:	31-07-2018 23:45	
Remitter	Samik	
	Rs	
Collection Amount		300.00
Commission		59.00
Total (Rupees Three Hundred Fifty Nine Only)		359.00

Mode of Payment (Choose Either Cash / Cheque)

Cash ☐ PAN:

Please quote your PAN for Cash remittance >= Rs. 50,000

Cash Notes	Amount	
	Rs	p
*2000		
*500		
*100		
*50		
*20		
*10		
Coins		
Total Rs		

Cheque ☐

Cheque No: _____ Cheque Date: _____

Drawee Bank: State Bank of India (other bank cheques not accepted under PAP)



Branch: _____

Signature of the Depositor

Space for Bank use

Branch Stamp

To Reprint Online Receipt: CLICK ON PAYMENT HISTORY



State Bank Collect ▾

State Bank Mops

State Bank Collect

Collect

Exit

S

Reprint Remittance Form

13-Jun-2018 [01:37 PM IST]

Payment History

/ Institution

State of Corporate / Institution *

----- Select State ----- ▾

Type of Corporate / Institution *

----- Select Type ----- ▾

Go

■ Mandatory fields are marked with an asterisk (*)

■ State Bank Collect is a unique service for paying online to educational institutions, temples, charities and/or any other corporates/institutions who maintain their accounts with the Bank.

© State Bank of India

Privacy Statement | Disclosure | Terms of Use

javascript:callURL('/sbicollect/sbclink/paymenthistory.htm')


To print e-receipt, click 'INB Reference Number' option and fill in the 'DU Reference Number' as seen in your 'Pre Acknowledgement Payment Form' and your Date of Birth / Mobile Number. Click the 'Go' button and print the e-receipt.

State Bank Collect

08-Jun-2018 [09:42 AM IST]

☐ Select a date range to view details of previous payments

Date of Birth *




(Date provided at the time of making payment)

Mobile Number(Enter 10 - digit) *


(Mobile Number provided at the time of making payment)

Start Date *



End Date *


8/6/2018



☒ Enter the INB Reference Number (Starting with 'DU') & DOB/Mobile Number to view a specific payment

DU Reference Number *


DU98452123



(As appearing in your pass book/statement in the narration pertaining to the transaction)

Date of Birth *

3/6/1999



(Date provided at the time of making payment)

OR

Mobile Number(Enter 10 - digit) *

(Mobile Number provided at the time of making payment)

Enter the text as shown in the image *

12B8A|

12B8A

Go